



Myfab Report 2020


Myfab - The Swedish Research Infrastructure for Micro and Nano Fabrication

www.myfab.se

INTRODUCTION

Myfab, founded in 2004, is a national facility since 2010 and is Sweden's open-access research infrastructure (RI) for micro and nano fabrication with four cleanroom laboratories: Myfab Chalmers, Myfab KTH, Myfab Lund and Myfab Uppsala.


Myfab is the best possible environment for the development and fabrication of materials and device structures for advanced research in physics, materials science, nanoscience, chemistry, life sciences and nanoelectronics in Sweden. From the Myfab environment 737 publications and 45 doctoral theses were produced during 2020, and during the five-year period 2016 – 2020, 3696 peer-reviewed publications and 272 PhD students have emerged, which demonstrate Myfab's capability for the development and fabrication of materials and device structures for advanced research in Sweden. Myfab is the place where synthesis – or creation – of new materials, structures, devices and miniaturized systems on the nanoscale are made. Research at Myfab is multi- and cross-disciplinary, and the birthplace of ideas and the playground for their realization. Myfab is the starting point for value chains, where devices are integrated as key enabling components in a system.



Myfab brings together Sweden's leading nanofabrication labs under a common umbrella, creating a national resource that makes a permanent staff member of 73 people (57 full-time equivalents), a total of 5400 m² of clean room area, more than 700 tools and processes openly available to researchers around Sweden and internationally, with the aim of ensuring Sweden's competitiveness in important research areas. In 2020 the national infrastructure had 784 unique users.

We offer user-fee based user access with practically no waiting time to experienced and new users, from academic institutions and industry. Myfab's clean-room staff and expertise serve the users by developing and maintaining processes and tools, and by providing educational courses, process advice and support.

Further, Myfab is part of the Nordic Nanolab Network, where management, experts and users collaborate extensively in improving operations, process development, tool maintenance, user services, problem solving and by arranging common user meetings.



Myfab's distributed research infrastructure (RI) offers both the flexibility needed to advance state-of-the-art science and technology, as well as a quality assured environment for small and medium size manufacturing for spin-off companies and Small and Medium Sized Enterprises (SMEs). Today more than 100 organisations use Myfab, 85 of them are

companies. During a 5-year period, typically 20 – 30 start-ups emerge from the environment.

Myfab has set the standard in Europe for efficient user access, follow-up and planning through our operations practices supported by the tailor-made Myfab LIMS system. Myfab LIMS itself, is continuously developed through a community formed by Myfab and six other national RI's in Finland, Norway, Ireland, France, Portugal and Latvia.



Being Sweden's national research infrastructure for micro and nanofabrication, Myfab attracts a vast majority of Sweden's micro- and nanotechnology researchers and entrepreneurs within a wide range of fields. Myfab LIMS was introduced at all Myfab laboratories in 2008, and over the twelve years since it has assisted users to access to the whole infrastructure and provided important information to management for both operations and strategic development of the infrastructure.

From its statistics, we learn that in 2020, 646 (86 %) users come from academia and 138 (14 %) were commercial users from either industry or research institutes. The total number of booked tool-hours was 165 304. New and potentially returning users, with no previous

experience from Myfab, are invited to apply for funding for their first project through Myfab Access.

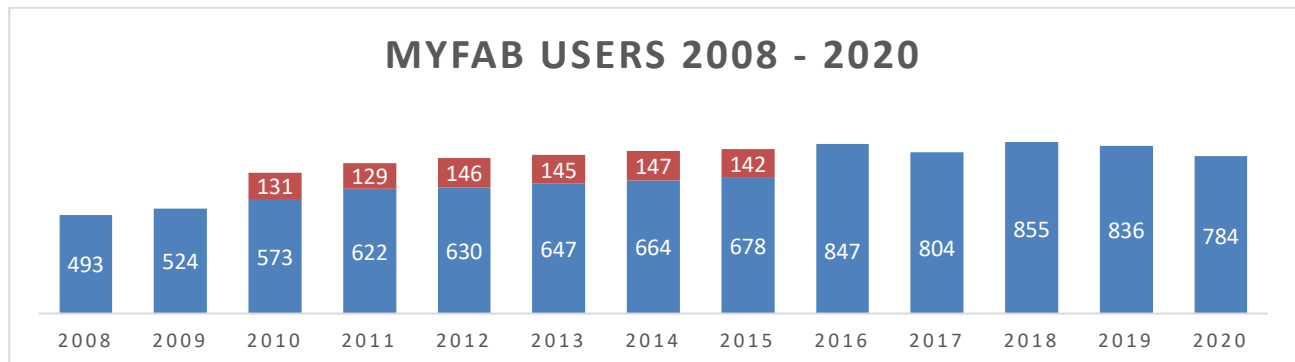


Figure 1: Myfab statistics – from Myfab LIMS 2008 - 2020. Myfab Lund started using Myfab LIMS in 2010; their corresponding number of active users is presented in orange on top of the blue bars for 2010 – 2015. The number of booked hours ranges from 165 000 – 200 000 per year during the last decade.

Figure 1 shows the number of active users for the years 2008-2020. The reduced headcount for 2020 is attributed to the Covid-19 pandemic and associated restrictions. During 2020, about 86 per cent of the users were from academia and cover a broad range of scientific areas, several are international users from various universities. About 14 per cent of our users are non-academic users, from industry or institutes, who use our infrastructure for production, product development, or for carrying out research projects. Myfab offers, especially important to small and medium sized companies, a unique possibility for access to micro- and nanotechnology tools and expertise. Myfab has often been the launching point for a number of spin-off companies emanating from the research environments using the infrastructure. These spin-offs create an immense societal impact, and we estimate that their total turnover is well beyond one billion SEK per year. Interestingly, the commercial usage of Myfab showed an increase by 13.6% during 2020 as compared to 2019.

COVID-19 PANDEMIC EFFECTS AND ACTIONS

The Covid-19 pandemic has forced Myfab to introduce new routines to minimize the spread of the virus. Myfab's cleanroom laboratories have followed all rules and recommendations given by the Public Health Agency of Sweden as well as the rules set up by the host universities. Generally, during most of 2020 the universities have recommended that as much as possible work should be carried out from home, but at the same time, necessary laboratory work has been allowed. The presence of Myfab's staff at the laboratories has been reduced, and new routines to secure distancing between users have been implemented. We interpret that the 11.6% reduction in total lab usage in 2020 compared to earlier years as a direct effect of the pandemic, the recommendations to work from home and deferring non-critical work. Interestingly, the commercial usage has actually increased during (+13.6%) last year, but the academic usage has dropped by 14.8%.



NEW PERIOD OF OPERATION 2020 - 2024


Myfab's fifth period of operation started on 1 January 2020 and is promoted by a new model for governing national research infrastructures. Common for all national research infrastructures in Sweden since 2020 is that they have a governing board, the General Assembly (GA or Stämman in Swedish), which is in charge of general conditions including the consortium agreements and commitments of the participating universities. Myfab's GA thus consists of four members, one each from Chalmers (host), KTH, Lund University and Uppsala University respectively. During five meetings in January – March 2020, the General Assembly worked out details in the Consortium Agreement and agreed to the Main Contract between the host university (Chalmers) and the Swedish Research Council (SRC).

The steering group, with members recommended by the General Assembly was appointed by Chalmers University of Technology (Chalmers) and was in operation in June. The Steering group currently consists of seven members. Four of them are representatives proposed by the participating universities, one is an industrial representative, one international representative and finally one from another Swedish university. The steering group is in charge of Myfab's activities during the current period of operation, which ends on 31 December 2024. The steering group normally has four physical meetings each year, where the director also participates. The steering group decides on the use of the SRC funding and takes strategic decisions on Myfab's activities. Through this process we make sure that operations and strategic development are aligned and support the need of our users in the best possible way.

The director is in charge of operations and to implement the decisions by the steering group. The operational management consists of the director and the four laboratory managers and is in charge of day-to-day operation and collaboration with the steering group and the owner group. The over-all structure of Myfab's management gives a balance between the bodies involved.

Myfab LIMS

We have as usual continued to develop our laboratory management system. During the second half of 2020 with a slight increase in the effort to speed up our development. The process manager module has been evaluated by a few users and is now prepared for a more extensive testing by more nodes. We have also developed an alpha version of a module for registration of spare parts and vacuum pumps. Otherwise, we have continued with around a dozen minor improvements and roughly the same amount of bug fixes.



The Nordic Nanolab Network

Myfab is part of the Nordic Nanolab Network (NNN) which encompass active collaboration by the management, experts and users of the national nanofabrication research infrastructures in the Nordic countries. NNN is most important for the development of all twelve laboratories involved and is the leading regional network in Europe.

During 2020, NNN only managed to conduct one management meeting in Oslo in January, before the Covid-19 implied travel restrictions were introduced. Several electronic meetings have been carried out and means to mitigate the effect of travel and find new means for collaboration have been discussed. The Nordic Nanolab Network management team decided during autumn 2020 to re-schedule the third Nordic Nanolab User Meeting (NNUM), originally scheduled for 10 – 11 May 2021 in Gothenburg to 6 – 7 May 2022. As a new way to interact with the Nordic user community NNN decided to arrange a topical webinar during 10 – 11 May 2021.



The Nordic Nanolab Expert Network (NNEN) consists of expert groups with members from the Nordic countries and organized in five topical areas: dry etching, thin films, lithography, characterization (in cleanrooms) and facility management. Each NNEN technology group has about 20 active members and meets normally twice per year with lunch-to-lunch meetings. During 2020 most interactions within the NNEN have been carried out through electronic meetings and through the Basecamp platform. The NNEN activities are a very



efficient way of promoting staff competence and knowledge transfer / development in the most relevant areas for the research infrastructure as a whole and its users.

EuroNanoLab

Myfab is part of EuroNanoLab and was one of the co-founders during spring 2016. Today the EuroNanoLab consortium consists of the national research infrastructures of fourteen countries and one international organisation, with a total of 44 cleanroom laboratories. Most important during 2020 was EuroNanoLab's submission of a design study to the ESFRI road-map update. Other important activities were joint programming with the quantum technology community (QT Flagship), start and initial operation of international technology expert groups (dry etching & lithography), long-term work on standardization of FAIR Nanofabrication process descriptions . Furthermore, EuroNanoLab is in charge of the European Nanofabrication Research Infrastructure Symposium (ENRIS), arranged every second year.

NODE ACTIVITIES

Myfab Chalmers

Myfab Chalmers experienced a significant drop in academic usage of -19% during 2020 due to the COVID pandemic, while the commercial activities increased with 2%. We have had the lab open 24/7 as usual but with a somewhat lower service level during some time periods due to pandemic restrictions.

We have commissioned two new tools during the year. An automated optical microscope with an extremely high-performing camera, autofocus and programmable motorized xyz-stage. The software support automatic image capture, stitching, and analysis. We have also commissioned a simple maskless lithography unit (Microlight 3D SmartPrint). This is a digital projector that can expose pixel image. This is for example used for pattern needed for process development where you not always need the resolution of the high-end direct write lithography tools.

During the year we have also updated the investment plan, now to include almost 30 tools and a total investment cost of approximately 150 MSEK during the time period 2020-2024. In addition, we have identified a number of investments needed in the now 20 year old infrastructure which sums up to around 10 MSEK.

We have for the first time done a more thorough investigation on the project volume using Myfab Chalmers every year. In 2020 we had 44 academic PIs within total more than 79

external contracts/projects using the facility. The annual budget for these projects is around 255 MSEK, corresponding to 13% of the external grants volume at Chalmers.

Myfab KTH

Myfab KTH consists of two cleanroom facilities. The Electrum Lab in Kista is operated in collaboration with the industrial research institute RISE, and the Albanova Nano Lab in collaboration with Stockholm University. Both laboratories are recognized as "KTH Infrastructures".

The Albanova Nano Lab has started significant upgrades of the facility, procuring new equipment. A Heidelberg MLA150 litho-system is scheduled for installation in April 2021 and an Oxford Instruments PlamaLab Pro 100 Cobra etcher is to be delivered in the fall of 2021. We have also identified a major development area toward QT-metrology. A platform with the base of type Quantum-Design PPMS, equipped with electrical (incl. rf/microwave), optical (incl. spectroscopy), magnetic, thermal, and mechanical options, designed for variable temperatures will offer quick-turnaround test and characterization, thereby significantly shortening our fabrication loops and process iteration times for the many QT-related research projects, such as q-materials/sensors/communications/computing devices, used primarily at low-T.

Two older tools (a dry etcher and a sputter) have also been transferred to Albanova from Electrum in connection with the move of some of the academic user groups from Kista to Albano. Simultaneously, many of the commercial users at Electrum are expanding their activities and inquire for increased lab space, both in the cleanroom and in non-cleanroom labs.

A new process at Electrum is Micro Transfer Printing, supported by a KTH infrastructure grant. For the lab operations, the aging ventilation system - with many components remaining from the first installation in 1987 - has been partly restored.

Electrum Lab is covered by the Swedish regulations on potentially dangerous operation. In accordance with the Act on Protection Against Accidents, an in-depth risk analysis with regard to the handling of potentially hazardous gases has been undertaken.

A major revision of the ISO9001:2015 certified quality management system, with respect to the administrative processes, for increased efficiency and improved control has also been made. This will facilitate the follow-up carried out in the annual audits.

Myfab Lund

During 2020, Myfab Lund was used by 136 active users from Engineering, Natural Science and Medical Faculties of Lund University, as well as from other universities and seven commercial companies. In total there were 119 active academic users, 2 from an institute (RISE), and 15 users from 7 different companies. There were 30 new users in 2020 who attended the introductory training that is needed for access.

In 2020, extra ordinary efforts made to ensure the lab remained open 24/7 throughout the Covid-19 pandemic for all users to be able to conduct their important research and educational programs. This is only possible by support from highly educated lab personnel, which includes 15 persons, 4 of which have a PhD-degree. The lab staff provides cleanroom and safety education for all new lab users, are responsible for the equipment “hands-on” training, give qualified advice regarding processing and characterization and maintain and operate the cleanroom facility.



Despite the lab being open and available, the number of booked hours in 2020 reduced by 20% to 43 864, compared to 51 254 in 2019. It is likely that users have been deferring, delaying or cancelling their lab work over this period due to the pandemic. There were in addition many workflows disrupted during early 2020 when the Voyager Electron Beam Lithography tool, a key instrument in many workflows, was inoperable for almost half a year due travel restriction affecting the service engineer's ability to travel to Sweden from Germany.

In the time that staff have not been able to be on site during 2020, their time was focused on developing a web-based information system for Myfab Lund using the 'Confluence' platform. The time invested will enable users to access important information that is relevant to equipment and processes in the lab, e-learning material, access FAQ, user forums and other functionality aimed at improving the user experience and access to information.

The planning and preparations for the new Nanolab at Science Village has been a major and important task during 2019-2020. The current lab was designed originally for 40-50 users, but Myfab Lund reached its capacity limit already since several years ago, with the user base tripling since 2007. In 2020, the Dean of LTH initiated a market survey, followed by a procurement for a new Nano Lab at Science Village, Brunnsög.

The planning for the new clean-room takes a lot of effort and requires time, including systematic work to specify parameters and layout of the new Myfab Lund. Preparing our staff and all the current and new equipment to be able to handle the increased demands in competence and available time is critical and will significantly impact the work of our users. It will also enable high-impact research and publications from researchers at different faculties, as well as many outside users both within the local area, Sweden and beyond.

Myfab Uppsala

The Covid-19 pandemic certainly made 2020 a very special year, with restrictions and recommendations limiting the lab activities. Nevertheless, the number of active users reached 96 % of the corresponding value for 2019 and tool usage only dropped with 8 %. On the other hand, we only received 59 new users, which was 27 % less than the year before. Most academic users are affiliated with some of the departments of Materials Science, Electrical Engineering, Physics or Chemistry. The lab remained open, with special procedures for e.g., gowning and tool training.

Due to some technical issues, but more importantly the pandemic travel restrictions, the new FIB (delivered late 2019) did not pass acceptance testing until fall 2020. We started procurement of a 3D printer cluster, which is the first investment made possible by the new

SRC grant. In this case the Covid-19 situation prevented a proper market survey and delayed the procedure.

Investment planning has been a continuous development area during the last few years. Expert groups are now being established to cover specific technology areas and propose strategic priorities in their respective field.

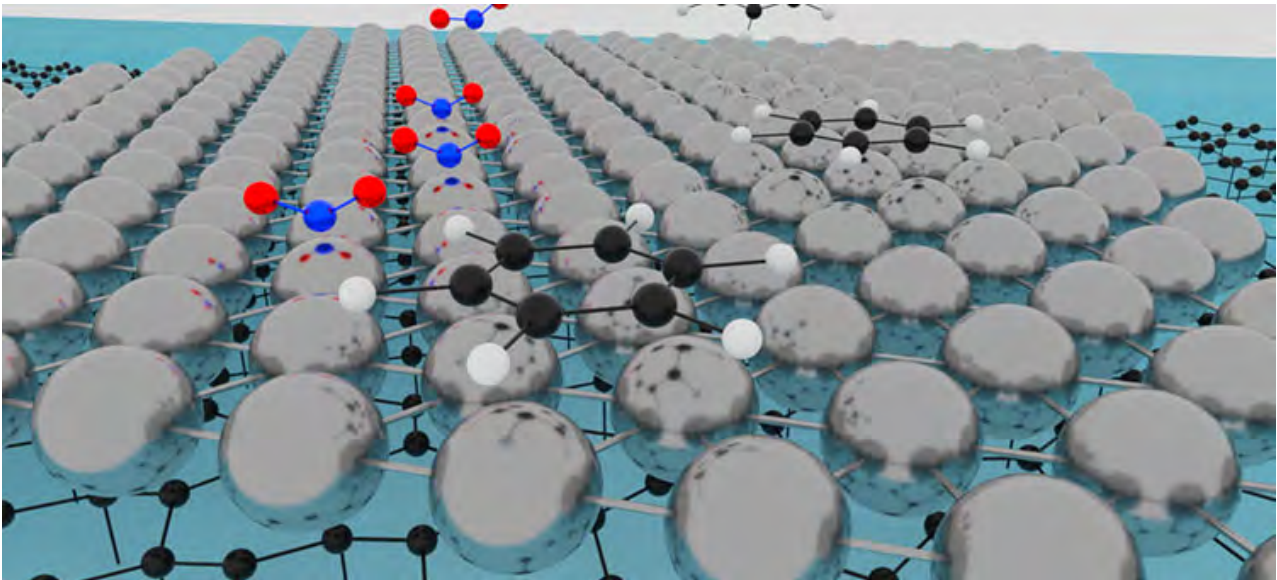
The service track of the SciLifeLab pilot facility Customized Microfluidics has now become an integrated part of the Myfab Uppsala operation. A new staff member was hired for this purpose and efforts will be made to expand the process service activities beyond life science and microfluidics.



SELECTED USER SUCCESS STORIES

One atom thin platinum makes a great chemical sensor

Researchers at Chalmers University of Technology in Sweden, with collaborators, have reported the possibility to prepare one-atom thin platinum and use it as chemical sensors. The results were recently published in the scientific journal *Advanced Material Interfaces*. “In a nutshell, we managed to make a one-atom thin metal layer, a sort of a new material. We found that this atomically-thin metal is super sensitive to its chemical environment: its electrical resistance changes significantly when it interacts with gases”, explains Kyung Ho Kim (to the right), postdoc at the Quantum Device Physics Laboratory at the Department of Microtechnology and Nanoscience – MC2, and lead author of the article.

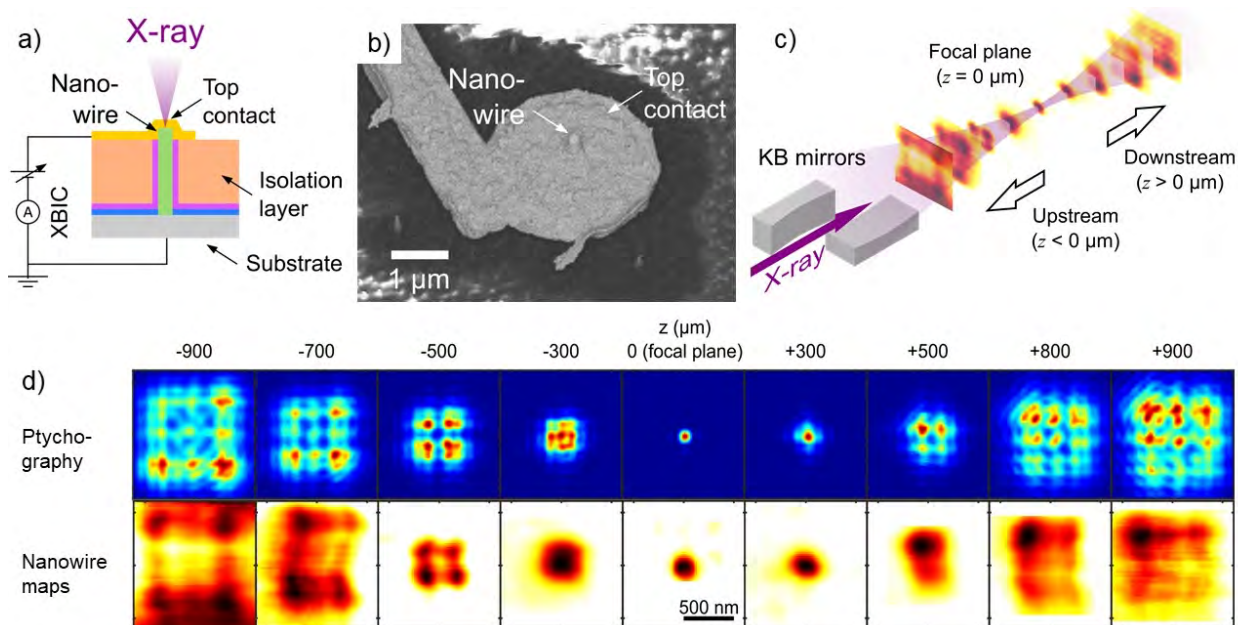


The researchers used the sensitive chemical-to-electrical transduction capability of atomically thin platinum to detect part-per-billion contents of toxic gases. They demonstrate this for detection of benzene, a compound that is cancerogenic to very small concentrations in ambient, and for which no low-cost detection apparatus exists. “This new material approach, atomically thin metals, is very promising for future air-quality monitoring applications”, says Jens Eriksson, Head of the Applied sensor science unit at Linköping University and co-author of the paper.

Reference: Kim KH, He H, Rodner M, Yakimova R, Larsson K, Piantek M, et al. *Chemical Sensing with Atomically Thin Platinum Templated by a 2D Insulator. Advanced Materials Interfaces. 2020;7(12).*

3D imaging of the X-ray focus at NanoMAX using a single 60 nm diameter nanowire device

Nanoscale X-ray detectors could allow higher resolution in imaging and diffraction experiments than available systems. We have demonstrated X-ray detection in a single nanowire, in which the nanowire axis is parallel to the optical axis and the resolution is defined by the 60 nm diameter. After growth using MOCVD, the as-grown p-i-n doped InP nanowires were processed into devices at the Myfab Lund using atomic layer deposition, reactive ion etching and both UV and electron beam lithography. The devices were used to make a high-resolution 3D image of the 88 nm diameter X-ray nanofocus at the NanoMAX beamline, MAX IV, by scanning the single pixel device in different planes along the optical axis. The images reveal fine details of the beam that are unattainable with established detectors.

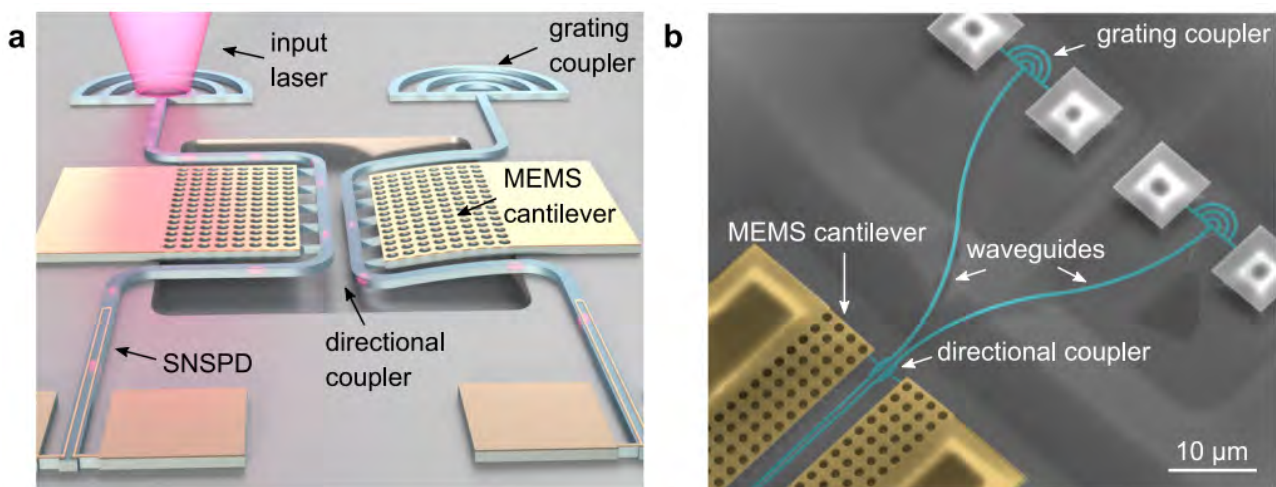


Single nanowire device for X-ray detection. a) Schematic of the vertical nanowire device, b) SEM, c) Schematic of the experiment, where the nanowire device was 2D scanned at different planes around the X-ray nanofocus at the NanoMAX beamline, MAX IV. d) 3D imaging results. The top row (jet colour scale) shows the calculated intensities from ptychography. The bottom row (hot colour scale) shows the X-ray beam induced current in the nanowire.

Reference: L. Chayanun, L. Hrachowina, A. Björling, M. T. Borgström, and J. Wallentin, "Direct Three-Dimensional Imaging of an X-ray Nanofocus Using a Single 60 nm Diameter Nanowire Device" *Nano Letters* 20 (11), 8326 (2020). <http://dx.doi.org/10.1021/acs.nanolett.0c03477>

Nanoscale quantum devices

The research group of Val Zwiller develops devices to generate, manipulate and detect single photons. Hence, advanced quantum circuits, where quantum dots, waveguides, filters and detectors are combined to form complex systems to explore new schemes in quantum sensing, communication and computing. The aim is to demonstrate new quantum sensing techniques and explore all facets from fundamental to technological implementations including applications to life and environmental sciences. The group explores hybrid and scalable approaches, where single III–V quantum emitters are positioned and integrated in a metal–oxide– semiconductor-compatible photonic circuit. They have demonstrated on-chip single-photon filtering and wavelength division multiplexing with a footprint one million times smaller than similar table-top approaches, marking an important step to harvest quantum optical technologies' full potential [Ref.]. The quantum detectors are made using advanced nanofabrication tools available at Myfab KTH and offer excellent single photon detection over an unprecedented spectral range. Currently the possibility of starting a company to make the quantum sensing instruments widely available is investigated.



Reconfigurable photonics with on-chip single-photon detectors. a) Artist view of the demonstrated device, composed of grating couplers for light input and a MEMS reconfigurable beam splitter connected to two superconducting single-photon detectors. b) False-coloured SEM of the input section of the device, showing the waveguides and grating couplers, and the MEMS actuator and electrodes.

Reference: Samuel Gyger, Julien Zichi, Lucas Schweickert, Ali W. Elshaari, Stephan Steinhauer, Saimon F. Covre da Silva, Armando Rastelli, Val Zwiller, Klaus D. Jöns & Carlos Errando-Herranz, "Reconfigurable photonics with on-chip single-photon detectors". *Nature Communications*, volume 12, (2021) Article number: 1408. <https://doi.org/10.1038/s41467-021-21624-3>

Tiny quantum computer solves real optimisation problem

Quantum computers have already managed to surpass ordinary computers in solving certain tasks – unfortunately, totally useless ones. The next milestone is to get them to do useful things. Researchers at Chalmers University of Technology, Sweden, have now shown that they can solve a small part of a real logistics problem with their small, but well-functioning quantum computer.



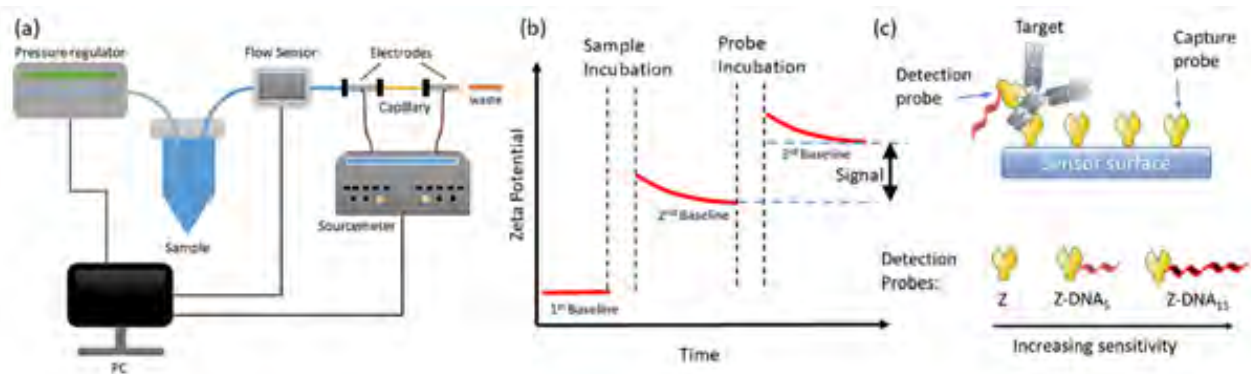
All airlines are faced with scheduling problems. For example, assigning individual aircraft to different routes represents an optimisation problem, one that grows very rapidly in size and complexity as the number of routes and aircraft increases. Researchers hope that quantum computers will eventually be better at handling such problems than today's computers. The basic building block of the quantum computer – the qubit – is based on completely different principles than the building blocks of today's computers, allowing them to handle enormous amounts of information with relatively few qubits.

However, due to their different structure and function, quantum computers must be programmed in other ways than conventional computers. One proposed algorithm that is believed to be useful on early quantum computers is the so-called Quantum Approximate Optimization Algorithm (QAOA). The Chalmers research team has now successfully executed said algorithm on their quantum computer – a processor with two qubits – and they showed that it can successfully solve the problem of assigning aircraft to routes. In this first demonstration, the result could be easily verified as the scale was very small – it involved only two airplanes.

Reference: Bengtsson A, Vikstål P, Warren C, Svensson M, Gu X, Frisk Kockum A, et al. Improved Success Probability with Greater Circuit Depth for the Quantum Approximate Optimization Algorithm. *Physical Review Applied*. 2020;14(3).

Using nanotechnology for monitoring cancer

Despite major progress in tumour detection and in targeted therapy approaches, cancer continues to be a major cause of death. This is largely due to the metastatic spread, often occurring already at the time of the initial diagnosis, resulting in a poor prognosis for the patient as illustrated in lung- and pancreatic cancer. Reliable and sensitive methods to analyse cancer markers in an easily accessible patient sample, e.g., a blood sample, are highly needed. Given that the methods would be inexpensive and fast they could also serve to monitor therapy on a frequent basis during tumour progression. The “liquid biopsy concept”, i.e., a direct measure of tumour in blood/plasma has therefore attracted a large interest as a way for non-invasive diagnostics but also for treatment monitoring. During the last few years, methods to detect and monitor cancer have therefore shifted to blood-borne entities such as circulating DNA and small Extracellular Vesicles (EVs) or exosomes. In particular exosomes, being 30 – 150 nm in size, are released both by ordinary and cancer cells in large numbers and are used for communication and transporting cargo between cells. They carry surface proteins that uniquely identify them with their parent cells. Thus, by detecting and monitoring exosomes with a specific protein surface expression, one may monitor cancer progression and the response of the tumour to targeted therapies. At the KTH Department of Applied Physics, the group of Prof Linnros and Dr Apurba Dev has developed an electrical sensor technology using capillaries, functionalized with antibodies for specific proteins, to detect exosomes related to cancer tumours. The sensing is multiplexed to analyse a palette of different proteins to accurately attribute the origin of the exosomes to a specific cancer form.

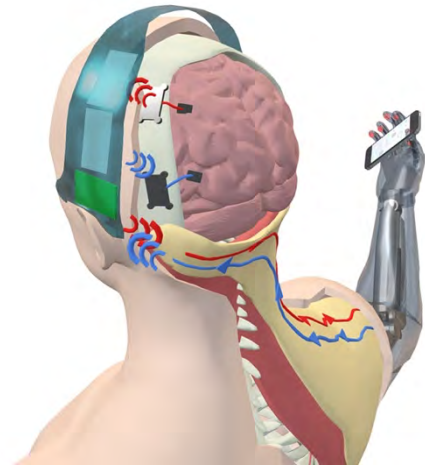


Schematic representation of (a) the experimental setup and (b) the sequence of a multistep measurement, starting with the recording of the 1st baseline, followed by the injection of the target until an equilibrium is reached. Thereafter, the 2nd baseline is recorded for a fixed duration. After the injection of the detection probe, the recording of the 3rd baseline follows. The signal is the difference indicated by the double-arrow. Panel (c) shows (top) a schematic, depicting the target, along with the capture and detection probes (not drawn to scale) and (bottom) the detection probe and its charge modification with the conjugation of DNA oligonucleotide of different lengths.

Reference: SS Sahu, C Stiller, EP Gomero, Á Nagy, AE Karlström, J Linnros, A Dev, *Electrokinetic sandwich assay and DNA mediated charge amplification for enhanced sensitivity and specificity*, *Biosensors and Bioelectronics* 176, 112917 (2021). <https://doi.org/10.1016/j.bios.2020.112917>

Neuromorphic Tactile Systems


Tactile peripheral nervous system is essential to human's haptic exploration and dexterous object manipulation. Inspired by the working and organization principles that the tactile peripheral nervous system uses, a research team at Uppsala University has demonstrated a neuromorphic tactile system that features self-powered tactile sensing process, ultrasensitive response to mechanical stimulation, adaptive behaviour that emulates slowly adaptive type I receptors, and enhanced spatial resolution of tactile imaging. By combining the artificial skin, and wireless communication through fat, Robin Augustine (PI) and Zhi-Bin Zhang (Co-PI), together with their EU partners, have been granted a FET Open project to develop a comprehensive neuromorphic system for prosthetic applications.



Reference: Chen L., Wen C., Zhang S-L., Wang Z-L., Zhang Z-B., *Artificial Tactile Nervous System Supported by Self-Powered Transducers*, *Nano Energy* 82, 105680, (2021).

UV sensitive image sensor for high temperature operation

An image sensor based on wide band gap silicon carbide (SiC) has the merits of high temperature operation and ultraviolet (UV) detection. To realize a SiC-based image sensor the challenge of opto-electronic on-chip integration of SiC photodetectors and digital electronic circuits must be addressed. Prof. Carl-Mikael Zetterling and his group at KTH have demonstrated a novel SiC image sensor based on an in-house bipolar technology. The sensing part has 256 (16×16) pixels. The digital circuit part for row and column selection contains two 4-to-16 decoders and one 8-bit counter. The digital circuits are designed in transistor-transistor logic (TTL). The entire circuit has 1959 transistors. It is the first demonstration of SiC opto-electronic on-chip integration. The function of the image sensor up to 400 °C has been verified by taking photos of the spatial patterns masked from UV light. The image sensor would play a significant role in UV photography, which has important applications in astronomy, clinics, combustion detection and art.



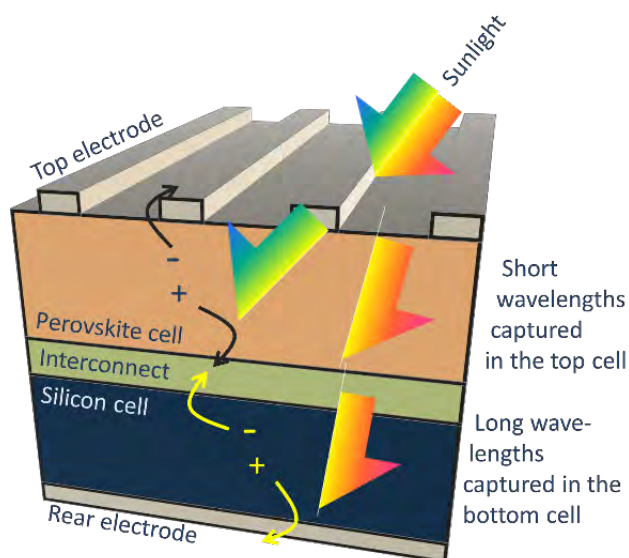
Microscope image of the entire image sensor circuit. It has a total area of 62.3 mm². The four main building blocks are 4-to-16 decoder, 8-bit counter, input control unit (2×4 tri-state buffer array) and 16×16-pixel sensors.

Reference: Hou, S., Shakir, M., Hellström, P.-E., Malm, B.G., Zetterling, C.-M., and Östling, M., A Silicon Carbide 256 Pixel UV Image Sensor Array Operating at 400 °C, *IEEE Journal of the Electron Devices Society*, vol. 8, p. 116, 2020.

<https://doi.org/10.1109/JEDS.2020.2966680>

Photovoltaics

Several material systems and solar cell architectures are studied in the new division for Solar Cell Technology at Uppsala University. The full solar cell comprises several thin film materials in a range from nanometre to micrometre, all fabricated in the Myfab cleanroom.



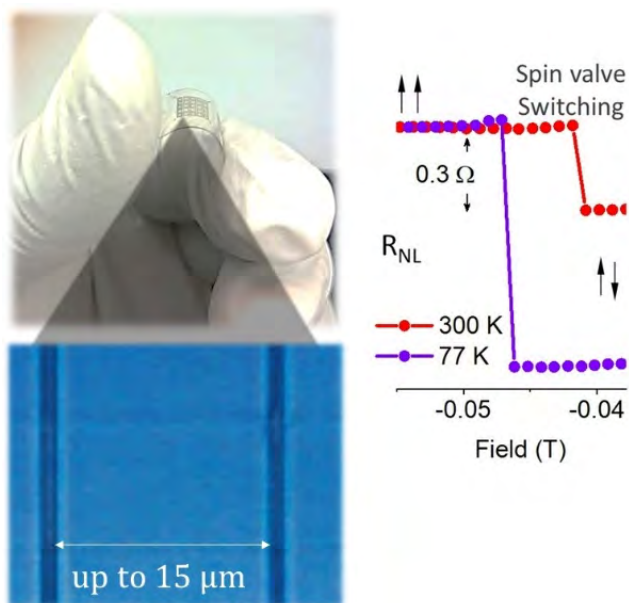
The working principle of a tandem junction solar cell. In this example perovskite and silicon are used for high-bandgap and low bandgap partners, but also kesterites and high bandgap chalcopyrites can be used as topcells and low bandgap chalcopyrites can be used as bottom cells.

Among the materials used to absorb sunlight are the chalcopyrite system, I-III-VI₂, e.g. (Ag,Cu)(In,Ga)Se₂ and the kesterites I₂-II-IV-IV₄, e.g., Cu₂ZnSnS₄, but also inorganic chalcogenide perovskites based on BaZrS₃. Buffer layers forming the junction as well as passivation layers and contact layers are other essential components. The electro-optical properties are improved with feedback from materials characterization and opto-electronic characterization available at Myfab, as well as data from large facilities like Max IV, where Natalia Martin got an SRC starting grant 2020. A large EU-funded project on novel architectures for ultrathin solar absorbers (ARCIGS:M), coordinated by the division, was recently finished, and the work continues in a SRC-Energy funded project during 2021-2025. Tandem solar cells are considered to be the next leap-frog technology to bring the efficiency of state-of-the-art solar cells to new record levels. The division recently got funding from the Energy Agency to continue the work on high bandgap materials for use as top cells in tandem solar cells. So far, these efforts have resulted in several break-through results.

Reference: Keller J., Sopiha K.V., Stolt O., Stolt L., Persson C., Scragg J.J.S., Törndahl T., Edoff M., Wide-Gap (Ag,Cu)(In,Ga)Se₂ Solar Cells with Different Buffer Materials – a Path to a Better Heterojunction, *Progress in Photovoltaics*, DOI:10.1002/pip.3232, (2020).

Quantum Material Spin Components

Venkata Kamalakar Mutta received ERC consolidator Grant 2020 for spin engineering in flexible and functional two-dimensional quantum material devices. His team focuses on exploring the capabilities of cutting-edge 2d materials systems, for example unique spinterfaces and flexible 2D heterostructures. They were the first to realize two-dimensional flexible spin circuits, which opened up a new avenue of flexible 2D spintronics with possibilities for developing strained 2D spintronics. In 2020, the team achieved the highest spintronic performance of ultimate spin currents in the 2D material graphene. They showed




conclusive evidence of specific sources of spin current relaxation in the material, providing a fresh understanding of the phenomena. Magnetism is a quantum phenomenon that can be observed at room temperature. The very recent advent of magnetic order in atomically thin magnets or 2D magnets provides exciting new opportunities to address electric field-induced switching challenges, manipulating spin order and spin waves. Simultaneously, the unique relativistic-quantum effects of low

dimensional materials, like graphene, provide new opportunities for transporting individual electron magnetic moments or spin currents. The 2D quantum magnets and the record capabilities in spin current communication and tuning interatomic distances will enable new spin components and spin-integrated circuits with implications for low-power computing and novel hardware for advancing artificial intelligence.

Reference: Panda J., Ramu M., Karis O., Sarkar T., Venkata Kamalakar M., Ultimate Spin Currents in Commercial Chemical Vapor Deposited Graphene, *ACS Nano* 14 (10), 12771–12780, (2020).

The importance of good neighbours in catalysis

Are you affected by your neighbours? So are nanoparticles in catalysis. New research from Chalmers, published in the journals *Science Advances* and *Nature Communications*, reveals how the nearest neighbours determine how well nanoparticles work in a catalyst. “The long-term goal of the research is to be able to identify ‘super-particles’, to contribute to more efficient catalysts in the future.



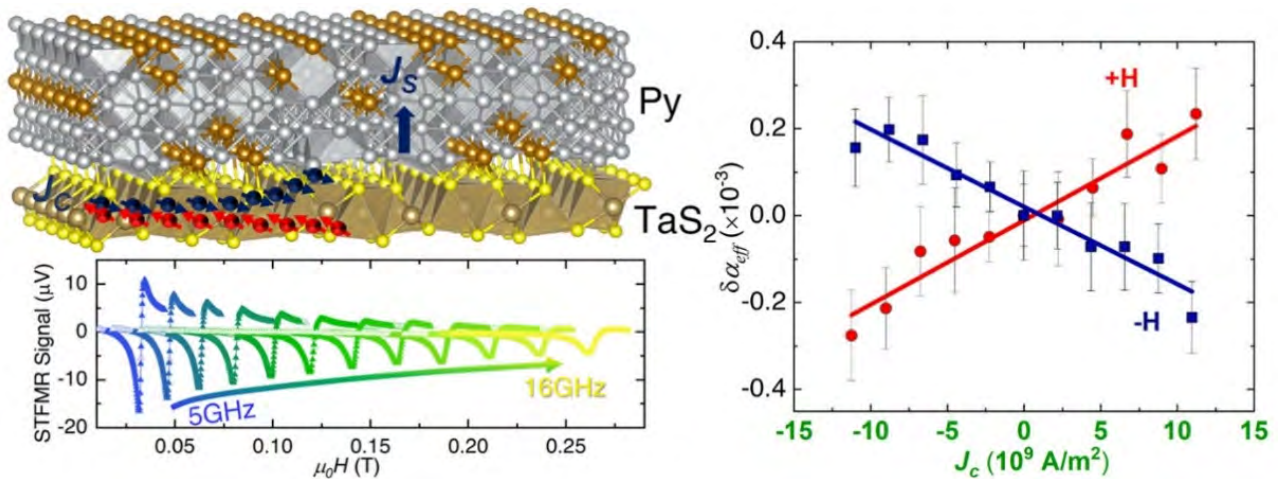
To utilise the resources better than today, we also want as many particles as possible to be actively participating in the catalytic reaction at the same time,” says research leader Christoph Langhammer at the Department of Physics at Chalmers University of Technology. Inside a catalyst several particles affect how effective the reactions are. Some of the particles in the crowd are effective, while others are inactive. But the particles are often hidden within different ‘pores’, much like in a sponge, and are therefore difficult to study. To be able to see what is really happening inside a catalyst pore, the researchers from Chalmers University of Technology isolated a handful of copper particles in a transparent glass nanotube. When several are gathered together in the small gas-filled pipe, it becomes possible to study which particles do what, and when, in real conditions. What happens in the tube is that the particles come into contact with an inflowing gas mixture of oxygen and carbon monoxide. When these substances react with each other on the surface of the copper particles, carbon dioxide is formed. It is the same reaction that happens when exhaust gases are purified in a car’s catalytic converter, except there particles of platinum, palladium and rhodium are often used to break down toxic carbon monoxide, instead of copper. But these metals are expensive and scarce, so researchers are looking for more resource-efficient alternatives.

Reference: Albinsson D, Boje A, Nilsson S, Tiburski C, Hellman A, Ström H, et al. Copper catalysis at operando conditions - bridging the gap between single nanoparticle probing and catalyst-bed-averaging. *Nature Communications*. 2020;11(1).

Spintronics Technology

The rapid growth of digitalization has made the information and communication technology (ICT) sector one of the largest energy consumers and new technologies,

beyond the existing complementary metal-oxide-semiconductor based logic circuits, are required to reduce the energy footprint of the ICT sector.



Spintronics technology, using economically viable non-traditional magnetic and nonmagnetic high spin-orbit coupling (SOC) thin films for spin-logic devices, can provide energy efficient processing of data. Peter Svedlindh and collaborators at the Ångström Laboratory, Uppsala University, are exploring novel combinations of magnetic thin films and non-traditional nonmagnetic high SOC thin films, like 2D transition metal dichalcogenides, in heterostructures, with the objective to further increase the spin-orbit torque efficiency. This work has immediate relevance for the realization of energy efficient spin-logic devices.

Reference: Husain S., Chen X., Gupta R., Kumar P., Edvinsson T., García-Sánchez F., Brucas R., Chaudhary S., Sanyal B., Svedlindh P., Kumar A., Large Damping-Like Spin-Orbit Torque in a 2D Conductive 1T-TaS₂ Monolayer, *Nano Letters* 20, 6372-6380, (2020).

ECONOMY

Myfab's financial report for 1 January – 31 December 2020, submitted separately and undersigned by Chalmers financial controller, has been delivered to the Swedish Research Council. The report presents how the Myfab operations grant has been distributed, in accordance with the decisions taken by Myfab's steering group. The table below present the total economy of the Myfab laboratories and sets the Myfab operation grant in perspective to each laboratory's total economy. The Myfab grant in this table represents the full-year 2020.

Income [kSEK]	Myfab Chalmers	Myfab KTH	Myfab Lund	Myfab Uppsala	Myfab all four labs
Faculty grants	29 449	17 274	22 199	8 071	76 993
Fees, academic	14 854	12 743	8 196	7 489	43 282
Fees companies incl. RISE	15 129	19 459	3 437	1 917	39 942
Myfab SRC grant	3 200	3 200	3 203	3 200	12 803
Financed depr.	5 411	939	1 113	5 588	13 051
Projects SSF, EU	0	4 931	0	0	4 931
Services	0	2 441	3 515	0	3 515
Income Total	68 043	60 986	41 663	26 265	135 971
Costs [kSEK]					
Personnel	14 803	15 869	11 966	7 085	33 854
Rent premises	16 913	10 416	9 550	8 537	45 416
Operation	13 692	23 279	9 125	4 878	50 974
Overhead	4 742	7 610	6 804	1 094	20 250
Financed depr.	5 411	939	1 113	5 588	13 051
Depreciations	3 184	3 445	6 438	2 434	15 501
Costs Total	58 733	62 497	44 997	29 616	133 346
Result	9 298	-1 510	-3 334	-3 351	4 454

MYFAB STANDARD REPORT 2020 – KEY NUMBERS FROM MYFAB LIMS

	Chalmers	KTH	Lund	Uppsala	2020 Myfab	2019 Myfab	2018 Myfab	2017 Myfab	2016 Myfab
Users with access	394	527	300	411	1632	1648	1658	1611	1592
Active users	189	201	136	258	784	836	855	804	847
Female active users	37	48	35	82	202	210	224	198	211
Gender balance, active users	20%	24%	26%	32%	26%	25%	26%	25%	25%
University active users	157	146	114	229	646	714	723	669	716
Institutes active users	2	9	5	2	18	14	11	11	12
Commercial active users	30	46	17	27	120	108	121	124	119
Companies with own personnel	10	20	9	20	59	51	56	56	59
Number of booked hours	58930	34219	43864	28290	165304	187017	191280	195615	199303
-from universities	51778	23542	39413	26684	141418	165979	168885	170101	170980
-from institutes	31	2374	966	60	3432	2233	2323	3220	3630
-from commercial users	7121	8303	3484	1545	20454	18804	20072	22293	24694
Number of tools	201	270	98	190	759	738	706	709	697
Booked tools	146	98	73	86	403	405	408	404	399

ANNEXES

- Annex A: Myfab Key Numbers 2020
- Annex B: Organisation 2020
- Annex C: Myfab Accounting of Procuerments 2020
- Annex D: Plan for the Myfab 5 Investment Grant
- Annex E: Myfab Publications and Doctoral Theses 2020



ANNEX A - MYFAB KEY NUMBERS 2020

Key numbers as specified in Appendix 1 (Bilaga 1) to Myfab's contract (Dnr: 2019-00207)

Infrastrukturens namn: Myfab 5

Diarienummer: **2019-00207**
 Respondent (namn): Thomas Swahn
 Respondent (epost): thomas.swahn@chalmers.se
 Respondent (telefon): 0730-744676
 Avser år: 2020

Kategorier av nyckeltal

- Anställda (enskilda individer (eller FTE)) 73
- Projekt (fakturerade) 530
- Användare (enskilda individer) 784
- Kvantitet av användning [timmar] 165304
- Output

1. Anställda vid infrastrukturen	
1.1. Enskilda individer	73
Totalt	5
Ledning (labchefer ingår)	22
Vid Myfab Chalmers	21
Vid Myfab KTH	16
Vid Myfab Lund	13
Vid Myfab Uppsala	13
1.2. FTE	57,35
Totalt	1,8
Ledning	17,3
Vid Myfab Chalmers	15
Vid Myfab KTH	14,8
Vid Myfab Lund	9,25
Vid Myfab Uppsala	

2. Projekt	a. Alla projekt				b. Typ av hemvist för alla projekt				c. Typ av akademisk hemvist för projekt (endast akademiska hemvister)			
	Totalt	Män	Kvinnor	Akademisk Totalt	Män	Kvinnor	Kommersiell Totalt	Övriga Totalt	Vårdorganisation Inom konsortiet, ej vård	Annat svenskt lärosäte	Internationell	
2.1. Genomförda projekt	530			425			88	19	86		37	
Totalt	149	52	5	130	40	4	16	3	0	119	11	
Vid Myfab Chalmers	188	170	18	142	128	14	34	12	0	115	22	
Vid Myfab KTH	83	73	10	70	60	10	13	2	0	68	2	
Vid Myfab Lund	110			83			25	2	0		2	
Vid Myfab Uppsala												

3. Användare	d. Alla användare				e. Typ av hemvist för alla användare				f. Typ av akademisk hemvist för användare (endast akademiska hemvister)			
	Totalt	Män	Kvinnor	Akademisk Totalt	Män	Kvinnor	Kommersiell Totalt	Övriga Totalt	Vårdorganisation Inom konsortiet, ej vård	Annat svenskt lärosäte	Internationell	
3.1. Användare	784	612	183	661			121	17	12		34	
Totalt	189	152	37	158	127	31	29	2	0	139	19	
Vid Myfab Chalmers	201	153	48	146	111	35	46	9	10	127	9	
Vid Myfab KTH	147	131	16	128	112	16	19	4	0	124	4	
Vid Myfab Lund	258	176	82	229			27	2	2	225	2	
Vid Myfab Uppsala												

4. Typ och kvantitet av tillgång	g. Total kvantitet per typ av tillgång till				h. Kvantitet av tillgång för akademiska projekt			
	Fysisk (antal anv.)	timmar	Män	Kvinnor	Fysisk tillgång till infrastruktur	Män (andel, %)	Kvinnor (andel, %)	
4.1. Användning under året	784	165304	141418	74%	26%			
Totalt	189	58930	51778	80%	20%			
Vid Myfab Chalmers	201	34219	23542	76%	24%			
Vid Myfab KTH	136	43864	39413	74%	26%			
Vid Myfab Lund	258	28290	26684	68%	32%			
Vid Myfab Uppsala								

5. Output	Bifoga lista enl specifikation
5.1. Publikationer	736
5.2. Antal examinerade doktorer	45

ANNEX B – ORGANISATION 2020

General Assembly members (Stämman)

Chairman:

Lars Börjesson, Senior Advisor to the President, Chalmers
Annika Stensson Trigell, Vice Rector KTH
Stacey Ristinmaa Sörensen, Vice Rector Lund University
Johan Tysk, Vice Rector Uppsala University

Steering Group members

Chairman:

Mikael Östling, Deputy President KTH
Marcus Aldén, Professor, Lund University
Anne Borg, Rector NTNU Trondheim
Mikael Jonsson, Professor, Uppsala University
Ellen Moons, Professor, Karlstad University
Anna Stenstam, CEO CR Competence, Lund
Henrik Thunman, Professor Chalmers

Operational management

Director:

Thomas Swahn, Docent

Laboratory Managers:

Myfab Chalmers: Peter Modh, Ph.D.
Myfab KTH: Nils Nordell, PhD.
Myfab Lund: Luke Hankin, PhD.
Myfab Uppsala: Stefan Nygren, PhD.

Support systems and project manager:

Cristina Andersson, Ph.D.

ANNEX C – MYFAB ACCOUNTING OF PROCUREMENTS 2020

Accounting of procurements during 2020.

Several procurements were initiated during 2020 but since we have not yet got any deliveries we do not have any cost to report using the the template: “Mall för redovisning upphandling samt för slutredovisning av vetenskaplig utrustning.xlsx”.

Currently only investment number 7 is ordered, and we expect delivery during spring 2021.



ANNEX D – PLAN FOR THE MYFAB 5 INVESTMENT GRANT

The attached plan for investments was decided by Myfabs Steering Group 27 January 2021. The plan will be reviewed and if necessary updated annually by the Steering Group.

Plan for the Myfab period 5 investment grant: 105 000 000 SEK

The fifteen investments below were decided by the steering group

For each tool we have the following motivations:

- 1). Local Motivation
- 2). In relation to the application (refer to the five research areas)
- 3). Relative to the Gantt chart in the application (red/yellow/green)
- 4). National relevance (profile area, unique features, ...) Unique, base tool, which material systems etc.
- 5). How this support scientific excellence

Cost (in parenthesis) is the estimated cost. All estimated costs are funded partially. The funded share is found by multiplication by a factor $105000/112300 = 0,934996$.

2021

1. LPCVD SiN, polySi, TEOS 8 414960 SEK (9000 kSEK) Myfab Chalmers

- 1). Critical tool for several excellent research environments (High speed electronics/Microwave and Photonics), workhorse for many others
- 2). Generic tool, relevant to all research areas but extremely important for ICT
- 3). Thin film deposition generic platform replacement
- 4). This kind of technology is needed at all nodes. Local research profiles determine the needed film varieties and set the quality requirements. At Myfab Chalmers the focus is on ICT with very high-quality films for optical waveguides and as dielectric barriers in microwave electronics.
- 5). Absolute necessity for the large research communities in ICT with focus on photonics and microwave and terahertz electronics. Several large framework programs within this fields are dependent upon this technology. In addition, it is a base technology for many other areas (films for microfluidics, mems and so on).

2. Automated SEM 3 272 484 SEK (3500 kSEK) Myfab Chalmers

- 1). Automated analysis for process development, especially for e-beam exposure, broad use
- 2). Nano, ICT, Life science, Energy
- 3). Metrology -replacement
- 4). This replaces an old SEM but with an interferometric stage it will enable automated analysis and measurement of absolute positions for ex. New capability at Chalmers. Is this available anywhere else in Myfab?
- 5). This will support the nano and ICT in particular but also Energy and Life science in enabling high precision and automated analysis of the fabricated devices (position and shape).

3. ICP Rie/CVD two chamber system 7 479 964 SEK (8000 kSEK) Myfab Chalmers

- 1). Critical tool for 60-70% of all projects running in the lab
- 2). Generic tool relevant to all research areas
- 3). Dry etch generic platform
- 4). A dry etch system with two chambers, one for Chlorine based chemistry and one for Fluorine based chemistry with vacuum transfer between chambers. It's a unique tool in Myfab although it is a generic dry etch tool for a multitude of projects for etch of III-V materials and dielectrics. Laser interferometric end point detection handles the unavoidable process variations in a generic dry etch tool.

This tool supports approximately half of all projects run at Myfab Chalmers. The existing tool 5). (20 years old) that this system will replace is used around 1100 times per year.

4. ICP-RIE, Deep Si etch 13 089 938 SEK (14000 kSEK) Myfab KTH

1. Local Motivation:
The investment replaces two tools, 10 and 20 years old, respectively, with one new tool with considerably higher performance.

2). In relation to the application (refer to the five research areas):

Material

Nano

ICT

Life Science

3). Relative to the Gantt chart in the application (red/yellow/green)

Dry etch Generic Platform

4). National relevance (profile area, unique features, ...)

Unique, base tool, which material systems, ...

Myfab KTH is leading in deep-Si etching since 1997. The tool has advanced features such as sub-second gas switching, low-temperature chuck cooling, multi-coil plasma control, multiple end-point detection mechanisms and is able to handle different substrate and chip sizes up to 200 mm. The tool will be the most advanced deep-silicon etcher in a public clean-room in Europe, and it would be the first tool world-wide delivered with sub-0.5 second gas switching capability.

5). How this support scientific excellence

The deep silicon etching enables devices for biotechnology (DNA sequencing), biomedical applications (microneedles for transdermal drug delivery), microwave and terahertz frequencies, photonics, sensors and actuators, 2D-material integration (graphene enabled sensors). Examples of current cutting-edge research, relying on deep-silicon nano and micromachining, include for instance single-photon microwave radiation detection at room temperature enabled by nanometer surface-roughness multi-domain waveguides (for radio-astronomy applications), or ultra-high Q-factor terahertz-frequency resonators requiring sub-micrometer precision deep-silicon etched cavities.

5. HVPE reactor upgrade 3 272 484 SEK (3500 kSEK) Myfab KTH

1). Upgrade of existing tool used in several projects

2). Generic tool, with applications in 4 of 5 research areas: Materials science, Nanoscience and nanotechnology, Information and communication technologies, Energy

3). Epitaxial growth of III-V materials

4). Upgrade of a process unique for Myfab, and even in Europe. HVPE is either boosting the performance of advanced photonic devices whose structures were fabricated by MOVPE or MBE or used to create novel devices.

5). Developing III-V/Si heterojunction solar cells, High Speed QCLs for free space communication, orientation patterned GaP for quasi phase matched non-linear optical frequency generation of entangled photons and very recently by a collaborative project funded by AFOSR (Air Force Office of Scientific Research, USA). Also, a project on THz laser generation.

6. UHV evap. with e-gun/thermal/ion-milling 4 674 998 SEK (5000 kSEK) Myfab KTH

1). A new tool at ANL, expanding the Labs' functionality and efficiency, via an integrating upgrade of three heavily used tools.

2). Generic tool relevant to all research areas

3). Albanova processing platform

4). The tool allows optimization where e-gun, thermal evaporation, and in-situ ion milling could be combined in one, substantially more capable system with a much smaller footprint and maintenance. Such versatile e-gun/thermal/ion-milling UHV system (e.g., by AJA Inc.) would be a significant improvement for most of the process lines at ANL, cover current material deposition needs and allow us to expand into new material systems and patterning processes.

5). Support to projects in nano electronics and photonics, quantum optics, quantum computing, nanomaterials. ANL has about 70-80 unique LIMS users and up to 100 projects funded by EU, VR, SSF, KAW etc., at an estimated volume of 300 to 500 MSEK. In the longer term, this lab enhancement will undoubtedly help attract new research groups, projects, and funding to the nano-environment in Stockholm and hopefully the region as a whole.

7. 3D Microfabrication 10 565 450 SEK (11300 kSEK) Myfab Uppsala

1). New technology to advance fabrication capabilities. Obvious complement to existing 3D efforts (AM@Å / AddLife / U-PRINT) at Uppsala University.

2). A great number of application areas, primarily in life science but also in materials science and energy storage.

3). New emerging techniques.

4). New capability, not yet provided by Myfab. Focus on life science consistent with profile of Myfab Uppsala.

5). The added flexibility with 3D printing will greatly enhance the possibilities and reduce the limitations in our fabrication processes.

- High precision 3D printer (sub- μm resolution) 4.0 MSEK
- Low resolution 3D printer 3.0 MSEK
- Extruder 2.0 MSEK

2022

8. UHV sputter high temp 4 674 998 SEK (5000 kSEK) Myfab Chalmers

- 1). Base technology but quality improving for metal films
- 2). Generic tool, relevant to all research areas
- 3). Thin Film Deposition 'Generic platform' - replacement
- 4). Thin Film Deposition 'Generic platform' - replacement
- 5). The high temperature option is especially important for fundamental research (e.g., material research) but also in applied fields such as catalysis.

9. ALE 4 207 480 (4500 kSEK) Myfab Chalmers

- 1). New technology at Chalmers, will enable high precision etching for the majority of user groups
- 2). Generic tool, relevant to all research areas
- 3). New emerging techniques - new capabilities
- 4). New emerging techniques - new capabilities
- 5). Such a generic technique will help all environments, but we see that especially the large activity in quantum device in WACQT and the photonics and high speed electronics research areas will directly benefit the most.

10. CD, overlay, defect inspection 2 804 987 SEK (3000 MSEK) Myfab KTH

- 1). Tool to acquire critical dimension (CD) and overlay information in process line for fabrication of complex components and circuits demands automatic metrology of CD, overlay and defect densities. ISO9001 quality system.
- 2). Generic tool, relevant to all research areas
- 3). New emerging techniques - new capabilities (alt. Metrology replacement)
- 4). Enabling the Si and SiC based circuits are complex, rising the research demands on fast and reproducible feedback on the processing results, from state of-the-art in-line metrology.
- 5). Enabling the Si and SiC based circuits are complex, rising the research demands on fast and reproducible feedback on the processing results, from state of-the-art in-line metrology.

11. Thin film strain measurement 1 869 991 SEK (2000 kSEK) Myfab KTH

- 1). Replacement of old stylus profilometer that do not have mapping nor strain measurement capabilities, to: (1) measure strain in thin films and (2) mapping of step height measurements over a wafer
- 2). Generic tool, relevant to all research areas
- 3). Generic tool, relevant to all research areas
- 4). Control of thin film strain is important in MEMS as well in device fabrication. Collecting step height data over a wafer enables optimization of dep/etch processes leading to increased yield.
- 5). For wide application areas. Step height measurements over a wafer is essential for all complex process flows in Si, SiC and III-V device/circuit technologies. Strain metrology allows researchers to exploit strain in a beneficial way in devices.

12. Sheet resistance 4-point mapping 467 498 SEK (500 kSEK) Myfab KTH

- 1). Metrology replacement of old tool and new tool enables wide sheet resistance range and also dense automatic mapping of sheet resistance over a wafer.
- 2). Generic tool, relevant to all research areas
- 3). Metrology replacement
- 4). Sheet resistance mapping is an excellent metrology for advance metallization and for characterization of epitaxial growth of semiconductor materials.
- 5). Sheet resistance mapping is an excellent metrology for advance metallization and for characterization of epitaxial growth of semiconductor materials.

13. TEM energy filter / spectrometer 5 609 973 (6000 kSEK) Myfab Uppsala

- 1). Required to do electron energy loss spectroscopy (EELS) in the TEM.
- 2). Generic tool. Relevant to most areas, but most significantly to materials science and nanoscience / nanotechnology.
- 3). Materials characterization – replacement and upgrade.
- 4). Based on research tradition and available competence, Myfab Uppsala has a profile in materials science and is the most well equipped node for materials characterization. With EELS the information available from a TEM analysis can be greatly enhanced.
- 5). Transmission electron microscopy (TEM) is a very powerful tool in micro- / nanotechnology, providing information about crystal structure / defects, interfaces and device structures. EELS will

add the capability to measure e.g. atomic composition, chemical bonding and electronic properties in connection with the TEM imaging.

14. E-beam lithography 9 349 955 SEK (10000 kSEK) Myfab Uppsala

- 1). Replacement to secure fundamental capacity.
- 2). Lithography is a generic capability relevant to all five areas.
- 3). Nanolithography - replacement.
- 4). E-beam lithography has become a standard technology for nanofabrication and should be available at any site with an ambition in this field. A high and continuously growing usage adds a capacity issue that in itself motivates a number of tools, most efficiently distributed among the Myfab nodes.
- 5). Critical tool for a number of projects and research groups in nanoscience / nanotechnology, ICT and life science. Many of the most advanced projects rely on the availability of e-beam lithography. Some of the PI:s were recently awarded prestigious grants from KAW and ERC.

15. MOVPE III-V with high T option 25 244 880 SEK (27000 kSEK) Myfab Lund

- 1). Local Motivation
- 2). In relation to the application (refer to the five research areas)
- 3). Relative to the Gantt chart in the application (red/yellow/green)
- 4). National relevance (profile area, unique features, ...) Unique, base tool, which material systems, ...
- 5). How this support scientific excellence

Addressed in this order: 2, 4, 1, 5

Material synthesis with atomic level control is a very strong area within Myfab Lund. Such a system will support research in the areas of ICT, Nanotechnology and Materials Science.

The current III/V epitaxy machine (Aixtron 200) used for fundamental materials science, electronics and optoelectronics at Myfab Lund is approaching 20 years old (2001) and it has been a high priority for a long time to replace it, but it is a very large investment that is difficult to find investment for. Investment in a new high temperature MOVPE will provide a more stable and reliable platform to enable the 'growth of III/V semiconductor nanowires with very high precision and control'.

The Metal-Organic Vapor Phase Epitaxy (MOVPE) tools are critical to enable our progress in science as well as in technology development in the growth and synthesis of III/V films and nanowires in GaAs and InP. By investing in a high temperature MOVPE heating setup we expect to enable in-situ cleaning of silicon wafers for efficient integration of high performing III-V materials with novel functionality on silicon: until now a show stopper for large scale are integration of III-V materials on silicon. This is critical for development of materials, both for materials science purposes and for applications in many different areas: to reach the higher Technical Readiness Levels (TRL) for many epitaxially grown nanowire devices and applications, improved MOVPE process control at higher temperatures are needed as well as a more stable and reliable platform to enable the 'growth of III/V semiconductor nanowires with very high precision and control'. Supporting continued scientific excellence in nanowire photovoltaics, photodetectors, light emitting diodes, thermoelectrics, low power electronics as well as fundamental biology research enabled by electro optical nanowire-based devices.

ANNEX E – MYFAB PUBLICATIONS AND DOCTORAL THESES 2020

Peer-reviewed publication lists Doctoral Theses from Myfab Chalmers (144 publications, 14 doctoral theses), Myfab KTH (126 publications, 9 doctoral theses) , Myfab Lund (190 publications, 5 doctoral theses) and Myfab Uppsala (276 publications, 17 doctoral theses). In total 736 peer-reviewed publications and 45 doctoral theses during 2020.

Myfab Chalmers Peer Reviewed Journal and Conference Papers

1. Alam AS, Girardi M, Caut A, Larsson A, Torres Company V, Galili M, et al. LiNbO₃/Si₃N₄-Bilayer Vertical Coupler for Integrated Photonics. In: Conference Proceedings - Lasers and Electro-Optics Society Annual Meeting-LEOS. 2020.
2. Andersen LM, Pfeiffer C, Ruffieux S, Riaz B, Winkler D, Schneiderman J, et al. On-scalp MEG SQUIDs are sensitive to early somatosensory activity unseen by conventional MEG. *NeuroImage*. 2020;221.
3. Andersson E, Arpaia R, Trinaldo E, Bauch T, Lombardi F. Fabrication and electrical transport characterization of high quality underdoped YBa₂Cu₃O_{7- δ} nanowires. *Superconductor Science and Technology*. 2020;33(6).
4. Andersson G, Ekström M, Delsing P. Electromagnetically Induced Acoustic Transparency with a Superconducting Circuit. *Physical Review Letters*. 2020;124(24).
5. Andrén D, Martinez Llinas J, Tassin P, Käll M, Verre R. Large-Scale Metasurfaces Made by an Exposed Resist. *ACS Photonics*. 2020;7(4):885–92.
6. Anghel DV, Kuzmin L. Cold-Electron Bolometer as a 1-cm-Wavelength Photon Counter. *Physical Review Applied*. 2020;13(2).
7. Anghel, Kulikov K, Galperin YM, Kuzmin L. Electromagnetic radiation detectors based on Josephson junctions: Effective Hamiltonian. *PHYSICAL REVIEW B*. 2020;101(2).
8. Asad M, Bonmann M, Yang X, Vorobiev A, Jeppson K, Banszerus L, et al. The dependence of the high-frequency performance of graphene field-effect transistors on channel transport properties. *IEEE Journal of the Electron Devices Society*. 2020;8:457–64.
9. Baranov D, Munkhbat B, Zhukova E, Bisht A, Canales Ramos A, Rousseaux B, et al. Ultrastrong coupling between nanoparticle plasmons and cavity photons at ambient conditions. *Nature Communications*. 2020;11(1).
10. Bengtsson A, Vikstål P, Warren C, Svensson M, Gu X, Frisk Kockum A, et al. Improved Success Probability with Greater Circuit Depth for the Quantum Approximate Optimization Algorithm. *Physical Review Applied*. 2020;14(3).
11. Bergmann MA, Enslin J, Hjort F, Wernicke T, Kneissl M, Haglund Å. Thin-film flip-chip UVB LEDs realized by electrochemical etching. *Applied Physics Letters*. 2020;116(12):121101.
12. Besse J-C, Gasparinetti S, Collodo MC, Walter T, Remm A, Krause J, et al. Parity Detection of Propagating Microwave Fields. *Physical Review X*. 2020;10(1).

13. Bhardwaj V, Bhattacharya A, Nigam AK, Dash SP, Chatterjee R. Observation of surface dominated topological transport in strained semimetallic ErPdBi thin films. *Applied Physics Letters*. 2020;117(13).
14. Bickham S, Tandon P, Mishra SK, Li M-J, Simpanen E, Lengyel T, et al. Low cutoff G.657-compatible fiber for data center interconnects operating in the 1064 and 1310 nm windows. In: *Proceedings of SPIE - The International Society for Optical Engineering*. 2020.
15. Bing Z, Karpiak B, Khokhriakov D, Johansson A, Hoque AM, Xu X, et al. Unconventional Charge–Spin Conversion in Weyl-Semimetal WTe₂. *Advanced Materials*. 2020;32(38).
16. Bonmann M, Krivic M, Yang X, Vorobiev A, Banszerus L, Stampfer C, et al. Effects of self-heating on f_T and f_{max} performance of graphene field-effect transistors. *IEEE Transactions on Electron Devices*. 2020;67(3):1277–84.
17. Bordoni M, Karabulut E, Kuzmenko V, Fantini V, Pansarasa O, Cereda C, et al. 3D Printed Conductive Nanocellulose Scaffolds for the Differentiation of Human Neuroblastoma Cells. *Cells*. 2020;9(3).
18. Bouman D, Van Gulik RJJ, Steffensen G, Pataki D, Boross P, Krogstrup P, et al. Triplet-blockaded Josephson supercurrent in double quantum dots. *Physical Review B*. 2020;102(22).
19. Braicovich L, Rossi M, Fumagalli R, Peng YY, Wang Y, Arpaia R, et al. Determining the electron-phonon coupling in superconducting cuprates by resonant inelastic x-ray scattering: Methods and results on Nd_{1+x}Ba_{2-x}Cu₃O_{7- δ} . *Physical Review Research*. 2020;2(2).
20. Brajato G, Lundberg L, Torres Company V, Karlsson M, Zibar D. Bayesian filtering framework for noise characterization of frequency combs. *Optics Express*. 2020;28(9):13949–64.
21. Bremer J, Ding Yuan C, Malko A, Madel M, Rorsman N, Gunnarsson S, et al. Electric-Based Thermal Characterization of GaN Technologies Affected by Trapping Effects. *IEEE Transactions on Electron Devices*. 2020;67(5):1952–8.
22. Bylander J. Reproducible Josephson junctions are important for scalable quantum technologies. *Superconductor Science and Technology*. 2020;33(11).
23. Cha E, Wadefalk N, Moschetti G, Pourkabirian A, Stenarson J, Grahn J. InP HEMTs for Sub-mW Cryogenic Low-Noise Amplifiers. *IEEE Electron Device Letters*. 2020;41(7):1005–8.
24. Cha E, Wadefalk N, Moschetti G, Pourkabirian A, Stenarson J, Grahn J. A 300- μ W Cryogenic HEMT LNA for Quantum Computing. In: *IEEE MTT-S International Microwave Symposium Digest*. 2020. p. 1299–302.
25. Chang CWS, Sabín C, Forn-Díaz P, Quijandria Diaz IF, Vadiraj AM, Nsanzineza I, et al. Observation of Three-Photon Spontaneous Parametric Down-Conversion in a Superconducting Parametric Cavity. *Physical Review X*. 2020;10(1).
26. Chang T-C, Hashemi SE, Bengtsson J, Gustavsson J, Haglund Å, Lu T-C. GaN-based vertical-cavity surface-emitting laser incorporating a TiO₂ high-index-contrast grating. In: *GALLIUM NITRIDE MATERIALS AND DEVICES XV*. 2020.
27. Chang TC, Hashemi SE, Hong KB, Bengtsson J, Gustavsson J, Haglund Å, et al. Electrically Injected GaN-Based Vertical-Cavity Surface-Emitting Lasers with TiO₂ High-Index-Contrast Grating Reflectors. *ACS Photonics*. 2020;7(4):861–6.
28. Chen DY, Malmros A, Thorsell M, Hjelmgren H, Kordina O, Chen JT, et al. Microwave Performance of ‘Buffer-Free’ GaN-on-SiC High Electron Mobility Transistors. *IEEE Electron Device Letters*. 2020;41(6):828–31.

29. Chen S, Wang Q, Zhang M, Huang R, Huang Y, Tang J, et al. Scalable production of thick graphene films for next generation thermal management applications. *Carbon*. 2020;167:270–7.
 30. Christensen S, Ye Z, Bache M, Torres Company V. Octave-Spanning Frequency Comb Generation in All-Normal-Dispersion Silicon-Rich Silicon Nitride Waveguide. In: *Conference Proceedings - Lasers and Electro-Optics Society Annual Meeting-LEOS*. 2020.
 31. Ciers J, Solnyshkov DD, Callsen G, Kuang Y, Carlin J-F, Malpuech G, et al. Polariton relaxation and polariton nonlinearities in nonresonantly cw-pumped III-nitride slab waveguides. *PHYSICAL REVIEW B*. 2020;102(15).
 32. Dietrich CF, Collings PJ, Sottmann T, Rudquist P, Giesselmann F. Extremely small twist elastic constants in lyotropic nematic liquid crystals. *Proceedings of the National Academy of Sciences of the United States of America*. 2020;117(44):27238–44.
 33. Ding X, An J, Bu X, Han H, Liu J, He ZS. A 16×16 -Element Slot Array Fed by Double-Layered Gap Waveguide Distribution Network at 160 GHz. *IEEE Access*. 2020;8:55372–82.
 34. Ding Yuan C. Optimization of Ohmic Contacts and Surface Passivation for 'Buffer-Free' GaN HEMT Technologies. 2020.
 35. Dong Y, Guo S, Mao H, Xu C, Xie Y, Deng J, et al. In Situ Growth of CVD Graphene Directly on Dielectric Surface toward Application. *ACS APPLIED ELECTRONIC MATERIALS*. 2020;2(1):238–46.
 36. Fazi A, Nylander A, Zehri A, Sun J, Malmberg P, Ye L, et al. Multiple growth of graphene from a pre-dissolved carbon source. *Nanotechnology*. 2020;31(34):345601.
 37. Feijoo PC, Pasadas F, Bonmann M, Asad M, Yang X, Generalov A, et al. Does carrier velocity saturation help to enhance f_{max} in graphene field-effect transistors? *Nanoscale Advances*. 2020;2(9):4179–86.
 38. Fu Y, Hansson J, Liu Y, Chen S, Zehri A, Kabiri Samani M, et al. Graphene related materials for thermal management. *2D Materials*. 2020;7(1).
 39. Fumagalli R, Heverhagen J, Betto D, Arpaia R, Rossi M, Di Castro D, et al. Mobile orbitons in Ca_2CuO_3 : Crucial role of Hund's exchange. *PHYSICAL REVIEW B*. 2020;101(20).
 40. Generalov A, Ludwig F, Ahmadi M, Bonmann M, Vorobiev A, Soikkeli M, et al. Distinction of the thermoelectric effect in graphene FET THz detectors. In: *International Conference on Infrared, Millimeter, and Terahertz Waves, IRMMW-THz*. 2020.
 41. Ghaderi M, Middelburg LM, Bilby D, Visser JH, Lundgren P, Enoksson P, et al. Self-Cleaning Micro-Windows for In-Tailpipe Optical Exhaust Gas Measurements. In: *IEEE International Symposium on Industrial Electronics*. 2020. p. 1104–8.
 42. Gheitaghy AM, Ghaderi M, Vollebregt S, Ahmadi M, Wolffenbuttel RF, Zhang GQ. Infrared absorbance of vertically-aligned multi-walled CNT forest as a function of synthesis temperature and time. *Materials Research Bulletin*. 2020;126.
 43. Gordeeva AV, Pankratov AL, Pugach NG, Vasenko A, Zbrozhek VO, Blagodatkina AV, et al. Record electron self-cooling in cold-electron bolometers with a hybrid superconductor-ferromagnetic nanoabsorber and traps. *Scientific Reports*. 2020;10(1).
- de Graaf SE, Faoro L, Ioffe LB, Mahashabde S, Burnett JJ, Lindstrom T, et al. Two-level systems in superconducting quantum devices due to trapped quasiparticles. *Science advances*. 2020;6(51).

44. Green TD, Baranov D, Munkhbat B, Verre R, Shegai T, Käll M. Optical material anisotropy in high-index transition metal dichalcogenide Mie nanoresonators. *Optica*. 2020;7(6):680–6.
45. Gunbina AA, Tarasov MA, Lemzyakov SA, Chekushkin AM, Yusupov RA, Nagirnaya, et al. Spectral Response of Arrays of Half-wave and Electrically Small Antennas with SINIS Bolometers. *Physics of the Solid State*. 2020;62(9):1604–11.
46. Guo L, Frisk Kockum A, Marquardt F, Johansson G. Oscillating bound states for a giant atom. *PHYSICAL REVIEW RESEARCH*. 2020;2(4).
47. Gut C, Winkler K, Hoelscher-Obermaier J, Hofer SG, Nia RM, Walk N, et al. Stationary optomechanical entanglement between a mechanical oscillator and its measurement apparatus. *PHYSICAL REVIEW RESEARCH*. 2020;2(3).
48. Gutierrez Latorre M, Hofer J, Rudolph M, Wieczorek W. Chip-based superconducting traps for levitation of micrometer-sized particles in the Meissner state. *Superconductor Science and Technology*. 2020;33(10).
49. Haglund Å, Hjort F, Bergmann MA, Bengtsson J, Gustavsson J. Pushing performance in blue and UV VCSELs by nanometer structuring. In 2020.
50. Haglund Å, Hjort F, Bergmann MA, Cobet M, Gustavsson J, Wernicke T, et al. UVB-emitting vertical-cavity surface-emitting laser. In 2020.
51. Haglund Å, Hjort F, Enslin J, Cobet M, Bergmann MA, Hashemi SE, et al. Are blue and ultraviolet VCSELs a reality or just a dream? In 2020.
52. Haglund Å, Hjort F, Enslin J, Cobet M, Bergmann MA, Hashemi SE, et al. Recent progress for blue VCSELs and challenges to move to UV. In 2020.
53. Hansson J, Li Q, Smith AD, Zakaria I, Nilsson T, Nylander A, et al. Bipolar electrochemical capacitors using double-sided carbon nanotubes on graphite electrodes. *Journal of Power Sources*. 2020;451.
54. Hansson J, Nylander A, Flygare M, Svensson K, Ye L, Nilsson T, et al. Effects of high temperature treatment of carbon nanotube arrays on graphite: increased crystallinity, anchoring and inter-tube bonding. *Nanotechnology*. 2020;31(45).
55. Haque MM, Li Q, Smith AD, Kuzmenko V, Rudquist P, Lundgren P, et al. Self-discharge and leakage current mitigation of neutral aqueous-based supercapacitor by means of liquid crystal additive. *Journal of Power Sources*. 2020;453.
56. Hassona AA, Vassilev V, He ZS, Uz Zaman A, Mariotti C, Dielacher F, et al. D-band waveguide-to-microstrip transition implemented in eWLB packaging technology. *Electronics Letters*. 2020;56(4):187-+.
57. Hassona AA, Vassilev V, Uz Zaman A, Yan Y, An S, He ZS, et al. Nongalvanic Generic Packaging Solution Demonstrated in a Fully Integrated D-Band Receiver. *IEEE Transactions on Terahertz Science and Technology*. 2020;10(3):321–30.
58. Hassona AA, Vassilev V, Uz Zaman A, Zirath H. Packaging Technique of Highly Integrated Circuits Based on EBG Structure for +100 GHz Applications. In: 2020 14th European Conference on Antennas and Propagation (EuCAP). 2020.
59. He H, Shetty N, Bauch T, Kubatkin S, Kaufmann T, Cornils M, et al. The performance limits of epigraphene Hall sensors doped across the Dirac point. *Applied Physics Letters*. 2020;116(22).

60. He Z, Vijayan K, Mazur M, Karlsson M, Schröder J. Look-up Table based Pre-distortion for Transmitters Employing High-Spectral-Efficiency Modulation Formats. In: 2020 European Conference on Optical Communications, ECOC 2020. 2020.
61. He ZS, An S, Liu J, Jin C. Variable High Precision Wide D-Band Phase Shifter. IEEE Access. 2020;8:140438–44.
62. He ZS, Hassona AA, Pérez Ortega A, Zirath H. A Compact PCB Gasket for Waveguide Leakage Suppression at 110-170 GHz. In: 2020 IEEE/MTT-S International Microwave Symposium (IMS). 2020.
63. He ZS, Jin C, An S, Kong L, Liu J. Integrated-EBG Ridge Waveguide and Its Application to an E-Band Waveguide 32×32 Slot Array Antenna. IEEE Open Journal of Antennas and Propagation. 2020;1:456–63.
64. Hillmann T, Quijandria Diaz IF, Johansson G, Ferraro A, Gasparinetti S, Ferrini G. Universal Gate Set for Continuous-Variable Quantum Computation with Microwave Circuits. Physical Review Letters. 2020;125(16).
65. Hjort F, Khalilian M, Bengtsson J, Bengths M, Gustavsson J, Gustafsson A, et al. Optical microprism cavities based on dislocation-free GaN. Applied Physics Letters. 2020;117(23).
66. Hu X, Girardi M, Ye Z, Muñoz P, Larsson A, Torres Company V. Si₃N₄ photonic integration platform at 1 μm for optical interconnects. Optics Express. 2020;28(9):13019–31.
67. Huang T, Axelsson O, Bergsten J, Thorsell M, Rorsman N. Impact of AlGa_N/Ga_N Interface and Passivation on the Robustness of Low-Noise Amplifiers. IEEE Transactions on Electron Devices. 2020;67(6):2297–303.
68. Jouan A, Singh G, Lesne E, Vaz DC, Bibes M, Barthelemy A, et al. Quantized conductance in a one-dimensional ballistic oxide nanodevice. NATURE ELECTRONICS. 2020;3(4):201–6.
69. Karpinski P, Jones S, Jungová H, Verre R, Käll M. Optical Rotation and Thermometry of Laser Tweezed Silicon Nanorods. Nano Letters. 2020;20(9):6494–501.
70. Keyser AKV, Burnett J, Kubatkin S, Danilov A, Oxborrow M, de Graaf SE, et al. Pulsed electron spin resonance of an organic microcrystal by dispersive readout. Journal of Magnetic Resonance. 2020;321.
71. Khokhriakov D, Hoque AM, Karpiak B, Dash SP. Gate-tunable spin-galvanic effect in graphene-topological insulator van der Waals heterostructures at room temperature. Nature Communications. 2020;11(1).
72. Khokhriakov D, Karpiak B, Hoque AM, Dash SP. Two-dimensional spintronic circuit architectures on large scale graphene. Carbon. 2020;161:892–9.
73. Khokhriakov D, Karpiak B, Hoque AM, Zhao B, Parui S, Dash SP. Robust Spin Interconnect with Isotropic Spin Dynamics in Chemical Vapor Deposited Graphene Layers and Boundaries. ACS Nano. 2020;14(11):15864–73.
74. Khokhriakov D, Khokhriakov D, Karpiak B, Dash SP. Charge-spin conversion in layered semimetal TaTe₂ and spin injection in van der Waals heterostructures. PHYSICAL REVIEW RESEARCH. 2020;2(3).
75. Kim KH, He H, Rodner M, Yakimova R, Larsson K, Piantek M, et al. Chemical Sensing with Atomically Thin Platinum Templated by a 2D Insulator. Advanced Materials Interfaces. 2020;7(12).

76. Kim KH, He H, Struzzi C, Zakharov A, Giusca CE, Tzalenchuk A, et al. Ambipolar charge transport in quasi-free-standing monolayer graphene on SiC obtained by gold intercalation. *Physical Review B*. 2020;102.
77. Kini S, Elkhoully K, Fitzgerald J, Ekman M, Zhang Y, Zhang F, et al. Suspended photonic crystal membranes in AlGaAs heterostructures for integrated multi-element optomechanics. *Applied Physics Letters*. 2020;116(26).
78. Kjaergaard M, Schwartz ME, Braumüller J, Krantz P, Wang JJJ, Gustavsson S, et al. Superconducting Qubits: Current State of Play. *Annual Review of Condensed Matter Physics*. 2020;11:369–95.
79. Kong D, Jorgensen AA, Henriksen MR, Klejs F, Ye Z, Helgason ÖB, et al. Single Dark-Pulse Kerr Comb Supporting 1.84 Pbit/s Transmission over 37-Core Fiber. In: *Conference Proceedings - Lasers and Electro-Optics Society Annual Meeting-LEOS*. 2020.
80. Kudra M, Biznárová J, Fadavi Roudsari A, Burnett JJ, Niepce D, Gasparinetti S, et al. High quality three-dimensional aluminum microwave cavities. *Applied Physics Letters*. 2020;117(7).
81. Kunakova G, Pullukattuthara Surendran A, Montemurro D, Salvato M, Golubev D, Andzane J, et al. Topological insulator nanoribbon Josephson junctions: Evidence for size effects in transport properties. *Journal of Applied Physics*. 2020;128(19).
82. Köhler E, Nilsson T, Enoksson P. Metal thermoelectric harvester for wireless sensors. *Smart Materials and Structures*. 2020;29(8).
83. Larsson A, Gustavsson J, Fulop A, Haglund E, Haglund EP, Kelkkanen A. The Future of VCSELs: Dynamics and Speed Limitations. In: *2020 IEEE PHOTONICS CONFERENCE (IPC)*. 2020.
84. Li M, Liu J, Pan S, Zhang J, Liu Y, Liu J, et al. Highly Oriented Graphite Aerogel Fabricated by Confined Liquid-Phase Expansion for Anisotropically Thermally Conductive Epoxy Composites. *ACS Applied Materials & Interfaces*. 2020;12(24):27476–84.
85. Li Q, Kuzmenko V, Haque MM, Di M, Smith AD, Lundgren P, et al. Explanation of anomalous rate capability enhancement by manganese oxide incorporation in carbon nanofiber electrodes for electrochemical capacitors. *Electrochimica Acta*. 2020;340.
86. Li Q, Smith AD, Vyas A, Cornaglia F, Anderson A, Haque MM, et al. Finger Number and Device Performance: A Case Study of Reduced Graphene Oxide Microsupercapacitors. *Physica Status Solidi (B): Basic Research*. 2020;In Press.
87. Lin J, You T, Jin T, Liang H, Wan W, Huang H, et al. Wafer-scale heterogeneous integration InP on trench Si with a bubble-free interface. *APL Materials*. 2020;8(5).
88. Liu H, Li J, Chen S, Cao J, Wei B, Liu J, et al. Graphene oxide for nonvolatile memory application by using electrophoretic technique. *Materials Today Communications*. 2020;25.
89. Liu Y, Thiringer T, Wang N, Fu Y, Lu H, Liu J. Graphene based thermal management system for battery cooling in electric vehicles. In: *2020 IEEE 8th Electronics System-Integration Technology Conference (ESTC)*. 2020.
90. Lundberg L, Mazur M, Mirani A, Foo B, Schröder J, Torres Company V, et al. Phase-coherent lightwave communications with frequency combs. *Nature Communications*. 2020;11(1).
91. Mahashabde S, Otto E, Montemurro D, de Graaf S, Kubatkin S, Danilov A. Fast Tunable High-Q-Factor Superconducting Microwave Resonators. *Physical Review Applied*. 2020;14(4).
92. Matsubara N, Nocerino E, Forslund OK, Zubayer A, Papadopoulos K, Andreica D, et al. Magnetism and ion diffusion in honeycomb layered oxide K₂Ni₂TeO₆. *Scientific Reports*. 2020;10(1).

93. Munkhbat B, Baranov D, Bisht A, Hoque AM, Karpiak B, Dash SP, et al. Electrical Control of Hybrid Monolayer Tungsten Disulfide-Plasmonic Nanoantenna Light-Matter States at Cryogenic and Room Temperatures. *ACS Nano*. 2020;14(1):1196–206.
94. Munkhbat B, Yankovich A, Baranov D, Verre R, Olsson E, Shegai T. Transition metal dichalcogenide metamaterials with atomic precision. *Nature Communications*. 2020;11(1).
95. Niepce D, Burnett J, Gutierrez Latorre M, Bylander J. Geometric scaling of two-level-system loss in superconducting resonators. *Superconductor Science and Technology*. 2020;33(2).
96. Niu Z, Zhang Y, Zhang Y, Lu X, Liu J. Enhanced electrochemical performance of three-dimensional graphene/carbon nanotube composite for supercapacitor application. *Journal of Alloys and Compounds*. 2020;820.
97. Pfeiffer C, Ruffieux S, Andersen LM, Kalaboukhov A, Winkler D, Oostenveld R, et al. On-scalp MEG sensor localization using magnetic dipole-like coils: A method for highly accurate co-registration. *NeuroImage*. 2020;212.
98. Pfeiffer C, Ruffieux S, Jönsson L, Chukharkin ML, Kalaboukhov A, Xie M, et al. A 7-Channel High-T-c SQUID-Based On-Scalp MEG System. *IEEE Transactions on Biomedical Engineering*. 2020;67(5):1483–9.
99. Rebora G, Acciai M, Ferraro D, Sasseti M. Collisional interferometry of levitons in quantum Hall edge channels at $\nu=2$. *Physical Review B*. 2020;101(24).
100. Revin LS, Pankratov AL, Gordeeva AV, Masterov DV, Parafin AE, Zbrozhek VO, et al. Response of a cold-electron bolometer on thz radiation from a long yba2/math>cu3/math>o$7-8$/math> bicrystal josephson junction. *Applied Sciences (Switzerland)*. 2020;10(21):1–12.
101. Revin LS, Pankratov AL, Gordeeva AV, Yablokov AA, Rakut IV, Zbrozhek VO, et al. Microwave photon detection by an Al Josephson junction. *Beilstein Journal of Nanotechnology*. 2020;11:960–5.
102. Rousseaux B, Baranov D, Antosiewicz T, Shegai T, Johansson G. Strong coupling as an interplay of quantum emitter hybridization with plasmonic dark and bright modes. *PHYSICAL REVIEW RESEARCH*. 2020;2(3).
103. Ruffieux S, Kalaboukhov A, Xie M, Chukharkin Leonidovich M, Pfeiffer C, Sepehri S, et al. The role of kinetic inductance on the performance of YBCO SQUID magnetometers. *Superconductor Science and Technology*. 2020;33(2).
104. Salvato M, Scagliotti M, De Crescenzi M, Castrucci P, De Matteis F, Crivellari M, et al. Stoichiometric Bi(2)Se(3)topological insulator ultra-thin films obtained through a new fabrication process for optoelectronic applications. *Nanoscale*. 2020;12(23):12405–15.
105. Sarsby M, Yurttagül N, Geresdi A. 500 microkelvin nanoelectronics. *Nature Communications*. 2020;11(1).
106. Sawant R, Andrén D, Käll M, Verre R, Genevet P. Lens aberration correction using large scale metasurfaces. In: *Optics InfoBase Conference Papers*. 2020.
107. Schneider B, Bengtsson A, Svensson I-M, Aref T, Johansson G, Bylander J, et al. Observation of Broadband Entanglement in Microwave Radiation from a Single Time-Varying Boundary Condition. *Physical Review Letters*. 2020;124(14).
108. Scigliuzzo M, Bengtsson A, Besse J-C, Wallraff A, Delsing P, Gasparinetti S. Primary Thermometry of Propagating Microwaves in the Quantum Regime. *Physical Review X*. 2020;10(4).

109. Scigliuzzo M, Bruhat L, Bengtsson A, Burnett J, Fadavi Roudsari A, Delsing P. Phononic loss in superconducting resonators on piezoelectric substrates. *New Journal of Physics*. 2020;22(5).
110. Simpanen E, Gustavsson J, Debernardi P, Sorin WV, Mathai S, Tan MR, et al. Noise Performance of Single-Mode VCSELs: Dependence on Current Confinement and Optical Loss. *IEEE Journal of Quantum Electronics*. 2020;56(5).
111. Soltani A, Kuschewski F, Bonmann M, Generalov A, Vorobiev A, Ludwig F, et al. Direct nanoscopic observation of plasma waves in the channel of a graphene field-effect transistor. *Light: Science and Applications*. 2020;9.
112. Sun P, Qiu M, Huang J, Zhao J, Chen L, Fu Y, et al. Scalable three-dimensional Ni₃P-based composite networks for flexible asymmetric supercapacitors. *Chemical Engineering Journal*. 2020;380.
113. Tarasov M, Edelman VS, Lemzyakov S, Gunbina AA, Yusupov R, Chekushkin A, et al. Cryogenic Mimim and Simis Microwave Detectors. In: *Proceedings - 2020 7th All-Russian Microwave Conference, RMC 2020*. 2020. p. 25–7.
114. Tarasov M, Gunbina AA, Mahashabde S, Yusupov R, Chekushkin A, Nagirnaya D, et al. Arrays of Annular Antennas With SINIS Bolometers. *IEEE Transactions on Applied Superconductivity*. 2020;30(3).
115. Thompson J, Brem S, Fang H, Frei J, Dash SP, Wieczorek W, et al. Criteria for deterministic single-photon emission in two-dimensional atomic crystals. *Physical Review Materials*. 2020;4(8).
116. Tibaldi A, Gullino A, Montoya JG, Alasio M, Larsson A, Debernardi P, et al. Modeling Tunnel Junctions for VCSELs: A Self-Consistent NEGF-DD Approach. In: *Proceedings of the International Conference on Numerical Simulation of Optoelectronic Devices, NUSOD*. 2020. p. 67–8.
117. Tibaldi A, Montoya JAG, Alasio MGC, Gullino A, Larsson A, Debernardi P, et al. Analysis of Carrier Transport in Tunnel-Junction Vertical-Cavity Surface-Emitting Lasers by a Coupled Nonequilibrium Green's Function-Drift-Diffusion Approach. *Physical Review Applied*. 2020;14(2).
118. Torres Company V. Electro optic combs rise above the noise. *Science*. 2020;361(6409):1316.
119. Trinaldo E, Pfeiffer C, Andersson E, Chukharkin Leonidovich M, Arpaia R, Montemurro D, et al. SQUID magnetometer based on Grooved Dayem nanobridges and a flux transformer. *IEEE Transactions on Applied Superconductivity*. 2020;30(7).
120. Trinaldo E, Ruffieux S, Andersson E, Arpaia R, Montemurro D, Schneiderman J, et al. Properties of grooved Dayem bridge based YBa₂Cu₃O_{7-δ} superconducting quantum interference devices and magnetometers. *Applied Physics Letters*. 2020;116(13).
121. Viti L, Cadore AR, Purdie DG, Muench JE, Yang X, Watanabe K, et al. High-speed, low-noise thermoelectric graphene detectors at terahertz frequencies. In: *International Conference on Infrared, Millimeter, and Terahertz Waves, IRMMW-THz*. 2020.
122. Viti L, Cadore AR, Yang X, Vorobiev A, Muench JE, Watanabe K, et al. Thermoelectric graphene photodetectors with sub-nanosecond response times at terahertz frequencies. *Nanophotonics*. 2020;10(1):89–98.
123. Vyas A, Li Q, van den Eeckhoudt R, Gereb G, Smith AD, Rusu C, et al. Towards Integrated Flexible Energy Harvester and Supercapacitor for Self-powered Wearable Sensors. In: *2019 19TH INTERNATIONAL CONFERENCE ON MICRO AND NANOTECHNOLOGY FOR POWER GENERATION AND ENERGY CONVERSION APPLICATIONS (POWERMEMS)*. 2020.

124. Vyas A, Wang K, Anderson A, Velasco A, Van Den Eeckhoudt R, Haque MM, et al. Enhanced Electrode Deposition for On-Chip Integrated Micro-Supercapacitors by Controlled Surface Roughening. *ACS Omega*. 2020;5(10):5219–28.
125. Vyas A, Wang K, Li Q, Saleem AM, Bylund M, Andersson R, et al. Impact of electrode geometry and thickness on planar on-chip microsupercapacitors. *RSC Advances*. 2020;10(52):31435–41.
126. Wang N, Wang S, Tang L, Ye L, Cullbrand B, Zehri A, et al. Improved Interfacial Bonding Strength and Reliability of Functionalized Graphene Oxide for Cement Reinforcement Applications. *Chemistry - A European Journal*. 2020;26(29):6561–8.
127. Westin K, Pfeiffer C, Andersen LM, Ruffieux S, Cooray G, Kalaboukhov A, et al. Detection of interictal epileptiform discharges: A comparison of on-scalp MEG and conventional MEG measurements. *Clinical Neurophysiology*. 2020;131(8):1711–20.
128. Yang X, Vorobiev A, Jeppson K, Stake J. Describing broadband terahertz response of graphene FET detectors by a classical model. *IEEE Transactions on Terahertz Science and Technology*. 2020;10(2):158–66.
129. Yang X, Vorobiev A, Yang J, Jeppson K, Stake J. A linear-array of 300-GHz antenna integrated GFET detectors on a flexible substrate. *IEEE Transactions on Terahertz Science and Technology*. 2020;10(5):554–7.
130. Ye Z, Lei F, Twayana KS, Girardi M, Andrekson P, Torres Company V. 25 GHz soliton microcombs in high-Q Si₃N₄ racetrack-shaped microresonators. In: *Conference on Lasers and Electro-Optics, CLEO 2020*. 2020.
131. Ye Z, Twayana KS, Andrekson P, Torres Company V. High-Q Dispersion-Engineered Si₃N₄ Microresonators Based on a Subtractive Processing Technique. In: *Conference on Lasers and Electro-Optics, CLEO 2020*. 2020.
132. Yuan G, Xie JF, Li H, Shan B, Zhang XX, Liu J, et al. Thermally reduced graphene oxide/carbon nanotube composite films for thermal packaging applications. *Materials*. 2020;13(2).
133. Yurgens A. Large Responsivity of Graphene Radiation Detectors With Thermoelectric Readout: Results of Simulations. *Sensors*. 2020;20(7).
134. Zehri A, Kabiri Samani M, Gutierrez Latorre M, Nylander A, Nilsson T, Fu Y, et al. High porosity and light weight graphene foam heat sink and phase change material container for thermal management. *Nanotechnology*. 2020;31(42).
135. Zhang E, Grammatikos S, Löfgren I, Tang L, Ye L, Liu J. Electrical monitoring of concrete using a novel structural sensor based on conductive cementitious mortar. In: *ECCM 2018 - 18th European Conference on Composite Materials*. 2020.
136. Zhao B, Hoque AM, Khokhriakov D, Karpiak B, Dash SP. Charge-spin conversion signal in WTe₂ van der Waals hybrid devices with a geometrical design. *Applied Physics Letters*. 2020;117(24).
137. Zhao B, Khokhriakov D, Zhang Y, Fu H, Karpiak B, Xu X, et al. Observation of charge to spin conversion in Weyl semimetal WTe₂ at room temperature. *PHYSICAL REVIEW RESEARCH*. 2020;2(1).
138. Zhao C, Song X, Liu Y, Fu Y, Ye L, Wang N, et al. Synthesis of graphene quantum dots and their applications in drug delivery. *Journal of Nanobiotechnology*. 2020;18(1).
139. Zhao S, Song Y, Liang H, Jin T, Lin J, Yue L, et al. Stress and strain analysis of Si-based III - V template fabricated by ion-slicing. *Chinese Physics B*. 2020;29(7).

140. Zhong S, Vinbladh J, Busto D, Squibb RJ, Isinger M, Neoričić L, et al. Attosecond electron–spin dynamics in Xe 4d photoionization. *Nature Communications*. 2020;11(1).
141. van Zyl M, Pedrotty DM, Karabulut E, Kuzmenko V, Sämfors S, Livia C, et al. Injectable conductive hydrogel restores conduction through ablated myocardium. *Journal of Cardiovascular Electrophysiology*. 2020;31(12):3293–301.
142. Garrett JD, Marouf Rashid H, Yassin G, Desmaris V, Pavolotskiy A, Belitsky V. A Nonlinear Transmission Line Model for Simulating Distributed SIS Frequency Multipliers. *IEEE Transactions on Terahertz Science and Technology*. 2020;10(3):246–55.
143. López CD, Desmaris V, Meledin D, Pavolotskiy A, Belitsky V. Waveguide-to-substrate transition based on unilateral substrateless finline structure: Design, fabrication, and characterization. *IEEE Transactions on Terahertz Science and Technology*. 2020;10(6):668–76.
144. López CD, Desmaris V, Meledin D, Pavolotskiy A, Belitsky V. Design and Implementation of a Compact 90 degrees Waveguide Twist with Machining Tolerant Layout. *IEEE Microwave and Wireless Components Letters*. 2020;30(8):741–4.

Myfab Chalmers Doctoral Theses

1. Andersson G. Quantum acoustics with superconducting circuits. 2020.
2. Bengtsson A. Quantum information processing with tunable and low-loss superconducting circuits. 2020.
3. Bergmann MA. Thin-film ultraviolet light-emitting diodes realized by electrochemical etching of AlGaIn. 2020.
4. Cha E. InP High Electron Mobility Transistors for Cryogenic Low-Noise and Low-Power Amplifiers. 2020.
5. Ekström M. Quantum acoustics with propagating phonons. 2020.
6. Hansson J. Exploration of Metal Composites and Carbon Nanotubes for Thermal Interfaces. 2020.
7. Hassona AA. Enabling Solutions for Integration and Interconnectivity in Millimeter-wave and Terahertz Systems. 2020.
8. He H. Molecular Doping of Epigraphene for Device Applications. 2020.
9. Niepce D. Superinductance and fluctuating two-level systems: Loss and noise in disordered and non-disordered superconducting quantum devices. 2020.
10. Ruffieux S. High-temperature superconducting magnetometers for on-scalp MEG. 2020.
11. Simpanen E. Longer Wavelength GaAs-Based VCSELs for Extended-Reach Optical Interconnects. 2020.
12. Tralbaldo E. Noise and electrical properties of YBCO nanostructures. 2020.
13. Yang X. Characterisation and modelling of graphene FET detectors for flexible terahertz electronics. 2020.
14. Albinsson D. Operando Single Particle Catalysis - Combining a Nanoreactor and Plasmonic Nanospectroscopy. 2020.

Myfab KTH Peer Reviewed Journal and Conference Papers

1. Akan, Rabia; Frisk, Thomas; Lundberg, Fabian; Ohlin, Hanna; Johansson, Ulf; Li, Kenan; Sakdinawat, Anne; Vogt, Ulrich (2020). Metal-Assisted Chemical Etching and Electroless Deposition for Fabrication of Hard X-ray Pd/Si Zone Plates. *Micromachines* 2072-666X, 11, -, ISI: 000526546000073
2. Al-Soubaihi, Rola; Saoud, K. M.; Fei, Ye; Zar Myint, M. T.; Saeed, S.; Dutta, Joydeep (2020). Synthesis of hierarchically porous silica aerogel supported Palladium catalyst for low-temperature CO oxidation under ignition/extinction conditions. *Microporous and Mesoporous Materials* 1387-1811, 292, -, ISI: 000498292200033
3. An, Junxue; Forchheimer, Daniel; Sävmarker, Jonas; Brulls, Mikael; Frenning, Goran (2020). Nanoscale characterization of PEGylated phospholipid coatings formed by spray drying on silica microparticles. *Journal of Colloid and Interface Science* 0021-9797, 577, 92-100, ISI: 000556588700012
4. Attias, N.; Reid, Michael S.; Mijowska, S. C.; Dobryden, Illia; Isaksson, M.; Pokroy, B.; Grobman, Y. J.; Abitbol, T. (2020). Biofabrication of Nanocellulose–Mycelium Hybrid Materials. *Advanced Sustainable Systems* 2366-7486, -, ISI: 000591914800001
5. Bahari, Helma Sadat; Fei, Ye; Toledo Carrillo, Esteban Alejandro; Leliopoulos, Christos; Savaloni, Hadi; Dutta, Joydeep (2020). Chitosan nanocomposite coatings with enhanced corrosion inhibition effects for copper. *International Journal of Biological Macromolecules* 0141-8130, 162, 1566-1577, ISI: 000577949600006
6. Barthelmi, K.; Klein, J.; Hoetger, A.; Sigl, L.; Sigger, F.; Mitterreiter, E.; Rey, S.; Gyger, Samuel; Lorke, M.; Florian, M.; Jahnke, F.; Taniguchi, T.; Watanabe, K.; Zwiller, Val; Jons, K. D.; Wurstbauer, U.; Kastl, C.; Weber-Bargioni, A.; Finley, J. J.; Mueller, K.; Holleitner, A. W. (2020). Atomistic defects as single-photon emitters in atomically thin MoS₂. *Applied Physics Letters* 0003-6951, 117, -, ISI: 000563577500001
7. Benedek, Peter; Forslund, Ola Kenji; Nocerino, Elisabetta; Yazdani, Nuri; Matsubara, Nami; Sassa, Yasmine; Juranyi, Fanni; Medarde, Marisa; Telling, Mark; Månsson, Martin; Wood, Vanessa (2020). Quantifying Diffusion through Interfaces of Lithium-Ion Battery Active Materials. *ACS Applied Materials and Interfaces* 1944-8244, 12, 16243-16249, ISI: 000526583500027
8. Bergendal, Erik; Campbell, Richard A.; Pilkington, Georgia; Müller-Buschbaum, Peter; Rutland, Mark W. (2020). 3D texturing of the air–water interface by biomimetic self-assembly. *Nanoscale Horizons* 2055-6756, , 839-846, ISI: 000531354100011
9. Chen, Chao; Enrico, Alessandro; Pettersson, Torbjörn; Ek, Monica; Herland, Anna; Niklaus, Frank; Stemme, Göran; Wågberg, Lars (2020). Bactericidal surfaces prepared by femtosecond laser patterning and layer-by-layer polyelectrolyte coating. *Journal of Colloid and Interface Science* 0021-9797, 575, 286-297, ISI: 000538935500029
10. Chen, Si; Luo, Chao; Zhang, Yujing; Xu, Jun; Hu, Qitao; Zhang, Zhen; Guo, Guoping (2020). Current gain enhancement for silicon-on-insulator lateral bipolar junction transistors operating at liquid-helium temperature. *IEEE Electron Device Letters* 0741-3106, 41, 800-803, ISI: 000541155300002
11. Delekta, Szymon Sollami; Laurila, M. -M; Mäntysalo, M.; Li, Jiantong (2020). Drying-Mediated Self-Assembly of Graphene for Inkjet Printing of High-Rate Micro-supercapacitors. *Nano-Micro Letters* 2311-6706, 12, -, ISI: 000514306100001

12. Ding, Saiman; Kantarelis, Efthymios; Engvall, Klas (2020). Effects of Porous Structure Development and Ash on the Steam Gasification Reactivity of Biochar Residues from a Commercial Gasifier at Different Temperatures. *Energies* 1996-1073, 13, -, ISI: 000586685400001
13. Elhami Nik, Farzad; Matthiesen, Isabelle; Herland, Anna; Winkler, Thomas (2020). Low-Cost PVD Shadow Masks with Submillimeter Resolution from Laser-Cut Paper. *Micromachines* 2072-666X, 11, -, ISI: 000554186700001
14. Elshaari, Ali W.; Iovan, Adrian; Gyger, Samuel; Zadeh, Iman Esmaeil; Zichi, Julien; Yang, Lily; Steinhauer, Stephan; Zwiller, Val (2020). Dispersion engineering of superconducting waveguides for multi-pixel integration of single-photon detectors. *APL Photonics* 2378-0967, 5, -, ISI: 000587654100001
15. Elshaari, Ali W.; Pernice, W.; Srinivasan, K.; Benson, O.; Zwiller, Val (2020). Hybrid integrated quantum photonic circuits. *Nature Photonics* 1749-4885, 14, 285-298, ISI: 000526250800001
16. Errando-Herranz, Carlos; Takabayashi, A. Y.; Edinger, Pierre; Sattari, H.; Gylfason, Kristinn B.; Quack, Niels (2020). MEMS for Photonic Integrated Circuits. *IEEE Journal of Selected Topics in Quantum Electronics* 1077-260X, 26, 1-16, ISI: 000492893000001
17. Eslami, M.; Zeglio, Erica; Alosaimi, G.; Yan, Y.; Ruprai, H.; Macmillan, A.; Seidel, J.; Lauto, A.; Joukhdar, H.; Rnjak-Kovacina, J.; Mawad, D. (2020). A One Step Procedure toward Conductive Suspensions of Liposome-Polyaniline Complexes. *Macromolecular Bioscience* 1616-5187, 20, -, ISI: 000594835300005
18. Fan, Xuge; Siris, Rita; Hartwig, Oliver; Duesberg, Georg S.; Niklaus, Frank (2020). Rapid and Large-Area Visualization of Grain Boundaries in MoS₂ on SiO₂ Using Vapor Hydrofluoric Acid. *ACS Applied Materials and Interfaces* 1944-8244, 12, 34049-34057, ISI: 000557854700062
19. Fan, Xuge; Smith, Anderson David; Forsberg, Fredrik; Wagner, Stefan; Schröder, Stephan; Akbari, Sayedeh Shirin Afyouni; Fischer, Andreas C.; Villanueva, Luis Guillermo; Östling, Mikael; Lemme, Max C.; Niklaus, Frank (2020). Manufacture and characterization of graphene membranes with suspended silicon proof masses for MEMS and NEMS applications. *MICROSYSTEMS & NANOENGINEERING* 2055-7434, 6, -, ISI: 000528968400001
20. Forslund, Ola Kenji; Papadopoulos, Konstantinos; Nocerino, Elisabetta; Morris, Gerald; Hitti, Bassam; Arseneau, Donald; Pomjakushin, Vladimir; Matsubara, Nami; Orain, Jean-Christophe; Svedlindh, Peter; Andreica, Daniel; Jana, Somnath; Sugiyama, Jun; Månsson, Martin; Sassa, Yasmine (2020). Intertwined magnetic sublattices in the double perovskite compound LaSrNiReO₆. *Physical Review B* 2469-9950, 102, -, ISI: 000575391300003
21. Galin, M. A.; Rudau, F.; Borodianskyi, Evgenii A.; Kurin, V. V.; Koelle, D.; Kleiner, R.; Krasnov, Vladimir M.; Klushin, A. M. (2020). Direct Visualization of Phase-Locking of Large Josephson Junction Arrays by Surface Electromagnetic Waves. *Physical Review Applied*, 14, -, ISI: 000561848600002
22. Garcia-Guirado, Jose; Svedendahl, Mikael; Puigdollers, Joaquim; Quidant, Romain (2020). Enhanced Chiral Sensing with Dielectric Nanoresonators. *Nano letters (Print)* 1530-6984, 20, 585-591, ISI: 000507151600075
23. Garidis, Konstantinos; Abedin, Ahmad; Asadollahi, Ali; Hellström, Per-Erik; Östling, Mikael (2020). Selective epitaxial growth of in situ doped SiGe on bulk Ge for p+/n junction formation. *Electronics*, 9, -, ISI: 000539533200037
24. Gatty, Hithesh K.; Chung, Nguyen Xuan; Zhang, Miao; Sychugov, Ilya; Linnros, Jan (2020). Wafer-level fabrication of individual solid-state nanopores for sensing single DNAs. *Nanotechnology* 0957-4484, 31, -, ISI: 000543077800001

25. Georgouvelas, Dimitrios; Jalvo, Blanca; Valencia, Luis; Papawassiliou, Wassilios; Pell, Andrew J.; Edlund, Ulrica; Mathew, Aji P. (2020). Residual Lignin and Zwitterionic Polymer Grafts on Cellulose Nanocrystals for Antifouling and Antibacterial Applications. *ACS applied polymer materials*, 2, 3060-3071, ISI: 000562954200006
26. Ghoreishi, Farzaneh S.; Ahmadi, Vahid; Poursalehi, Reza; SamadPour, Mahmoud; Johansson, Malin B; Boschloo, Gerrit; Johansson, Erik M. J. (2020). Enhanced performance of CH₃NH₃PbI₃ perovskite solar cells via interface modification using phenyl ammonium iodide derivatives. *Journal of Power Sources* 0378-7753, 473, -, ISI: 000564508100003
27. Gomez-Torrent, Adrian (2020). Micromachined Waveguide Interposer for the Characterization of Multi-port Sub-THz Devices. *Journal of Infrared, Millimeter and Terahertz Waves* 1866-6892, , -, ISI: 000513450100002
28. Gomez-Torrent, Adrian; García-Vigueras, María; Le Coq, Laurent; Mahmoud, Adham; Ettore, Mauro; Sauleau, Ronan; Oberhammer, Joachim (2020). A Low-Profile and High-Gain Frequency Beam Steering Subterahertz Antenna Enabled by Silicon Micromachining. *IEEE Transactions on Antennas and Propagation* 0018-926X, 68, 672-682, ISI: 000511198600006
29. Gomez-Torrent, Adrian; Tomura, Takashi; Kuramoto, Wataru; Hirokawa, Jiro; Watanabe, Issei; Kasamatsu, Akifumi; Oberhammer, Joachim (2020). A 38 dBi Gain, Low-Loss, Flat Array Antenna for 320 GHz to 400 GHz Enabled by Silicon-On-Insulator Micromachining. *IEEE Transactions on Antennas and Propagation* 0018-926X, 68, 4450-4458, ISI: 000543274300027
30. Grankvist, Rikard; Chireh, Arvin; Sandell, Mikael; Mukarram, Abdul Kadir; Jaff, Nasren; Berggren, Ingrid; Persson, Hans; Linde, Cecilia; Arnberg, Fabian; Lundberg, Johan; Ugander, Martin; La Manno, Gioele; Jonsson, Stefan; Daub, Carsten O.; Holmin, Staffan (2020). Myocardial micro-biopsy procedure for molecular characterization with increased precision and reduced trauma. *Scientific Reports* 2045-2322, 10, -, ISI: 000562205900004
31. Grishin, Alexander M.; Khartsev, Sergey (2020). Optical dispersion and temperature dependent latching-type magneto-optical properties of magnetron sputtered Bi₃Fe_{3.34}Ga_{1.66}O₁₂ (001) and (111) films. *Thin Solid Films* 0040-6090, 699, -, ISI: 000520168900011
32. Guo, Weijin; Hansson, Jonas; van der Wijngaart, Wouter (2020). Synthetic Paper Separates Plasma from Whole Blood with Low Protein Loss. *Analytical Chemistry* 0003-2700, 92, 6194-6199, ISI: 000530658600003
33. Guo, Weijin; Vilaplana, Lluisa; Hansson, Jonas; Marco, M.-Pilar; van der Wijngaart, Wouter (2020). Immunoassays on thiol-ene synthetic paper generate a superior fluorescence signal. *Biosensors & bioelectronics* 0956-5663, 163, -, ISI: 000541155200010
34. Gustafsson, Linnea; Panagiotis Tasiopoulos, Christos; Jansson, Ronnie; Kvick, Mathias; Duursma, Thijs; Gasser, T. Christian; van der Wijngaart, Wouter; Hedhammar, My (2020). Recombinant Spider Silk Forms Tough and Elastic Nanomembranes that are Protein?Permeable and Support Cell Attachment and Growth. *Advanced Functional Materials* 1616-301X, , -, ISI: 000561188100001
35. Hamawandi, Bejan; Ballikaya, Sedat; Batili, Hazal; Roosmark, Viking; Orlovskaya, Martina; Yusuf, Aminu; Johansson, Mats; Szukiewicz, Rafal; Kuchowicz, Maciej; Toprak, Muhammet (2020). Facile Solution Synthesis, Processing and Characterization of n- and p-Type Binary and Ternary Bi-Sb Tellurides. *Applied Sciences*, 10, -, ISI: 000525305900447
36. Hamawandi, Bejan; Ballikaya, Sedat; Rasander, Mikael; Halim, Joseph; Vinciguerra, Lorenzo; Rosen, Johanna; Johansson, Mats; Toprak, Muhammet S. (2020). Composition Tuning of Nanostructured

Binary Copper Selenides through Rapid Chemical Synthesis and Their Thermoelectric Property Evaluation. *Nanomaterials*, 10, -, ISI: 000540781800037

37. Hamawandi, Bejan; Mansouri, H.; Ballikaya, S.; Demirci, Y.; Orlovská, M.; Bolghanabadi, N.; Sajjadi, S. A.; Toprak, Muhammet (2020). A Comparative Study on the Thermoelectric Properties of Bismuth Chalcogenide Alloys Synthesized through Mechanochemical Alloying and Microwave-Assisted Solution Synthesis Routes. *Frontiers in Materials* 2296-8016, 7, -, ISI: 000582617400001
38. Hanschke, Lukas; Schweickert, Lucas; Carreno, Juan Camilo Lopez; Schöll, Eva; Zeuner, Katharina D.; Lettner, Thomas; Casalengua, Eduardo Zubizarreta; Reindl, Marcus; da Silva, Saimon Filipe Covre; Trotta, Rinaldo; Finley, Jonathan J.; Rastelli, Armando; del Valle, Elena; Laussy, Fabrice P.; Zwiller, Val; Muller, Kai; Jöns, Klaus D. (2020). Origin of Antibunching in Resonance Fluorescence. *Physical Review Letters* 0031-9007, 125, -, ISI: 000582242700001
39. Hauser, Janosch; Kylberg, Gustaf; Colomb-Delsuc, Mathieu; Stemme, Göran; Sintorn, Ida-Maria; Roxhed, Niclas (2020). A microfluidic device for TEM sample preparation. *Lab on a Chip* 1473-0197, 20, 4186-4193, ISI: 000588192800005
40. Hou, Shuoben; Shakir, Muhammad; Hellström, Per-Erik; Malm, B. Gunnar; Zetterling, Carl-Mikael; Östling, Mikael (2020). A Silicon Carbide 256 Pixel UV Image Sensor Array Operating at 400 degrees C. *IEEE Journal of the Electron Devices Society* 2168-6734, 8, 116-121, ISI: 000515658000001
41. Hu, Qitao; Chen, Si; Zhang, Shi-Li; Solomon, Paul; Zhang, Zhen (2020). Effects of Substrate Bias on Low-Frequency Noise in Lateral Bipolar Transistors Fabricated on Silicon-on-Insulator Substrate. *IEEE Electron Device Letters* 0741-3106, 41, 4-7, ISI: 000507305400001
42. Jia, Qiaoying; Li, Cong; Tian, Weiye; Johansson, Malin B; Johansson, Erik; Yang, Rusen (2020). Large-Grained All-Inorganic Bismuth-Based Perovskites with Narrow Band Gap via Lewis Acid-Base Adduct Approach. *ACS Applied Materials and Interfaces* 1944-8244, 12, 43876-43884, ISI: 000577111700054
43. Jiang, Sheng; Khymyn, Roman; Chung, Sunjae; Le, Quang Tuan; Diez, Liza Herrera; Houshang, Afshin; Zahedinejad, Mohammad; Ravelosona, Dafine; Åkerman, Johan (2020). Reduced spin torque nano-oscillator linewidth using He⁺ irradiation. *Applied Physics Letters* 0003-6951, 116, -, ISI: 000519602100003
44. Jolin, Shan Williams; Borgani, Riccardo; Tholen, Mats O.; Forchheimer, Daniel; Haviland, David B. (2020). Calibration of mixer amplitude and phase imbalance in superconducting circuits. *Review of Scientific Instruments* 0034-6748, 91, -, ISI: 000604135700001
45. Jose, Jiya; Sultan, Sahar; Kalarikkal, Nandakumar; Thomas, Sabu; Mathew, Aji P. (2020). Fabrication and functionalization of 3D-printed soft and hard scaffolds with growth factors for enhanced bioactivity. *RSC Advances* 2046-2069, 10, 37928-37937, ISI: 000583523300041
46. Khaliliazar, Shirin; Ouyang, Liangqi; Piper, Andrew; Chondrogiannis, Georgios; Hanze, Martin; Herland, Anna; Hamedi, Mahiar (2020). Electrochemical Detection of Genomic DNA Utilizing Recombinase Polymerase Amplification and Stem-Loop Probe. *ACS Omega*, 5, 12103-12109, ISI: 000538419300024
47. Kharitonov, Dmitry S.; Dobryden, Illia; Sefer, Birhan; Ryl, Jacek; Wrzesinska, Angelika; Makarova, Irina, V; Bobowska, Izabela; Kurilo, Irina I.; Claesson, Per M. (2020). Surface and corrosion properties of AA6063-T5 aluminum alloy in molybdate-containing sodium chloride solutions. *Corrosion Science* 0010-938X, 171, -, ISI: 000537624600009
48. Khartsev, Sergey; Nordell, Nils; Hammar, Mattias; Purans, Juris; Hallén, Anders (2020). High-Quality Si-Doped γ -Ga₂O₃ Films on Sapphire Fabricated by Pulsed Laser Deposition. *Physica status solidi. B, Basic research* 0370-1972, , -, ISI: 000572073100001

49. Kores, Cristine C.; Fokine, Michael; Laurell, Fredrik (2020). UV-written grating couplers on thin-film lithium niobate ridge waveguides. *Optics Express* 1094-4087, 28, 27839-27849, ISI: 000569207700051
50. Laakso, Miku; Pagliano, Simone; Shah, Umer; Mårtensson, G. E.; Stemme, Göran; Niklaus, Frank (2020). Water in contact with the backside of a silicon substrate enables drilling of high-quality holes through the substrate using ultrashort laser pulses. *Optics Express* 1094-4087, 28, 1394-1408, ISI: 000513232200048
51. Lalegani, Z.; Ebrahimi, S. A. Seyyed; Hamawandi, Bejan; Spada, L. La; Toprak, Muhammet (2020). Modeling, design, and synthesis of gram-scale monodispersed silver nanoparticles using microwave-assisted polyol process for metamaterial applications. *Optical materials (Amsterdam)* 0925-3467, 108, -, ISI: 000584360100002
52. Last, Torben; Stemme, Göran; Roxhed, Niclas (2020). A Self-Sealing Spray Nozzle for Aerosol Drug Delivery. *Journal of microelectromechanical systems* 1057-7157, 29, 182-189, ISI: 000524501600008
53. Lettner, Thomas; Zeuner, Katharina D.; Schöll, Eva; Huang, Huiying; Scharmer, Selim; da Silva, Saimon Filipe Covre; Gyger, Samuel; Schweickert, Lucas; Rastelli, Armando; Jöns, Klaus D.; Zwiller, Val (2020). GaAs Quantum Dot in a Parabolic Microcavity Tuned to Rb-87 D-1. *ACS Photonics*, 7, 29-35, ISI: 000508475800003
54. Li, Chen; Wen, Chenyu; Zeng, Ruixue; Zeng, Shuangshuang; Qiu, Zhi-Jun; Zhang, Zhen; Zhang, Shi-Li; Wu, Dongping (2020). Rapid Four-Point Sweeping Method to Investigate Hysteresis of MoS₂ FET. *IEEE Electron Device Letters* 0741-3106, 41, 1356-1359, ISI: 000564210900020
55. Li, Shiyu; Zeng, Shuangshuang; Wen, Chenyu; Barbe, Laurent; Tenje, Maria; Zhang, Zhen; Hjort, Klas; Zhang, Shi-Li (2020). Dynamics of DNA Clogging in Hafnium Oxide Nanopores. *Journal of Physical Chemistry B* 1520-6106, ,
56. Lu, Yao; Zhang, Wenjia; Xu, Bingxin; Fan, Xinyu; Sun, Yan-Ting; He, Zuyuan (2020). Directly Modulated VCSELs with Frequency Comb Injection for Parallel Communications. *Journal of Lightwave Technology* 0733-8724, , 1-1,
57. Marcinkevičius, Saulius; Yapparov, Rinat; Kuritzky, Leah Y.; Wu, Yuh-Renn; Nakamura, Shuji; Speck, James S. (2020). Low-temperature carrier transport across InGaN multiple quantum wells : Evidence of ballistic hole transport. *Physical Review B* 2469-9950, 101, -, ISI: 000514175000013
58. Marques, Filipe; van der Wijngaart, Wouter; Roxhed, Niclas (2020). A loop-shaped minimally invasive brush for improved cytology sampling of pancreatic cysts during EUS-FNA. *Medical Devices & Sensors* 2573-802X,
59. Matsubara, Nami; Masese, Titus; Suard, Emmanuelle; Forslund, Ola Kenji; Nocerino, Elisabetta; Palm, Rasmus; Guguchia, Zurab; Andreica, Daniel; Hardut, Alexandra; Ishikado, Motoyuki; Papadopoulos, Konstantinos; Sassa, Yasmine; Månsson, Martin (2020). Cation Distributions and Magnetic Properties of Ferrispinel MgFeMnO₄. *Inorganic Chemistry* 0020-1669, 59, 17970-17980, ISI: 000602578600019
60. Matsubara, Nami; Nocerino, Elisabetta; Kamazawa, K.; Forslund, Ola Kenji; Sassa, Y.; Keller, L.; Sikolenko, V. V.; Pomjakushin, V.; Sakurai, H.; Sugiyama, J.; Månsson, Martin (2020). Neutron powder diffraction study of NaMn₂O₄ and Li_{0.92}Mn₂O₄ : Insights on spin-charge-orbital ordering. *Physical Review Research* 2643-1564, 2, -, ISI: 000605400600002
61. Meng, Y.; Zou, K.; Hu, N.; Lan, X.; Xu, L.; Zichi, Julien; Steinhauer, Stephan; Zwiller, Val; Hu, X. (2020). Fractal superconducting nanowire avalanche photodetector at 1550 nm with 60% system detection efficiency and 1.05 polarization sensitivity. *Optics Letters* 0146-9592, 45, 471-474, ISI: 000510865100054

62. Mutter, Patrick; Kores, Cristine C.; Widarsson, Max; Zukauskas, Andrius; Laurell, Fredrik; Canalias, Carlota (2020). Ion-exchanged waveguides in periodically poled Rb-doped KTiOPO_4 for efficient second harmonic generation. *Optics Express* 1094-4087, 28, -, ISI: 000600667300028
63. Nair, Santhosh S.; Chen, Jianhong; Slabon, Adam; Mathew, Aji P. (2020). Converting cellulose nanocrystals into photocatalysts by functionalisation with titanium dioxide nanorods and gold nanocrystals. *RSC Advances* 2046-2069, 10, 37374-37381, ISI: 000578727600043
64. Nicolas-Boluda, A.; Yang, Z.; Dobryden, Illia; Carn, F.; Winkelmanns, N.; Péchoux, C.; Bonville, P.; Bals, S.; Claesson, P. M.; Gazeau, F.; Pileni, M. P. (2020). Intracellular Fate of Hydrophobic Nanocrystal Self-Assemblies in Tumor Cells. *Advanced Functional Materials* 1616-301X, 30, -, ISI: 000559913300001
65. Omanakuttan, Giriprasanth; Sun, Yan-Ting; Reuterskiöld-Hedlund, Carl; Junesand, Carl; Schatz, Richard; Lourdudoss, Sebastian; Pillard, Valerie; Lelarge, Francois; Browne, Jack; Justice, John; Corbett, Brian (2020). Surface emitting 1.5 μm multi-quantum well LED on epitaxial lateral overgrowth InP/Si. *Optical Materials Express* 2159-3930, 10, 1714-1723, ISI: 000548184000019
66. Onwumere, Joy; Pia?tek, Je?drzej; Budnyak, Tetyana; Chen, Jianhong; Budnyk, Serhiy; Karim, Zoheb; Thersleff, Thomas; Kustrowski, Piotr; Mathew, Aji P.; Slabon, Adam (2020). *CelluPhot* : Hybrid Cellulose-Bismuth Oxybromide Membrane for Pollutant Removal. *ACS Applied Materials and Interfaces* 1944-8244, 12, 42891-42901, ISI: 000575557800045
67. Ottonello Briano, Floria; Errando-Herranz, Carlos; Rödjegård, Henrik; Martin, Hans; Sohlström, Hans; Gylfason, Kristinn (2020). Carbon dioxide absorption spectroscopy with a mid-infrared silicon photonic waveguide. *Optics Letters* 0146-9592, 45, 109-112, ISI: 000510854100028
68. Petit, Yannick; Pena, Alexandra; Segonds, Patricia; Debray, Jerome; Joly, Simon; Zukauskas, Andrius; Laurell, Fredrik; Pasiskevicius, Valdas; Canalias, Carlota; Boulanger, Benoit (2020). Development and experimental demonstration of negative first-order quasi-phase matching in a periodically poled Rb-doped KTiOPO_4 crystal. *Optics Letters* 0146-9592, 45, 6026-6029, ISI: 000585783800034
69. Pilkington, Georgia; Oleshkevych, Anna; Pedraz, Patricia; Watanabe, Seiya; Radiom, Milad; Reddy, Akepati Bhaskar; Vorobiev, Alexei; Glavatskih, Sergei; Rutland, Mark W. (2020). Electroresponsive structuring and friction of a non-halogenated ionic liquid in a polar solvent : effect of concentration. *Physical Chemistry, Chemical Physics - PCCP* 1463-9076, 22, 19162-19171, ISI: 000567772700036
70. Pilkington, Georgia; Welbourn, Rebecca; Oleshkevych, Anna; Watanabe, Seiya; Pedraz, Patricia; Radiom, Milad; Glavatskih, Sergei; Rutland, Mark W. (2020). Effect of water on the electroresponsive structuring and friction in dilute and concentrated ionic liquid lubricant mixtures. *Physical Chemistry, Chemical Physics - PCCP* 1463-9076, 22, 28191-28201, ISI: 000603167900024
71. Polishchuk, Dmytr; Kulyk, Mykola; Holmgren, Erik; Pasquale, Gabriele; Kravets, A. F.; Korenivski, Vladislav (2020). Influence of nanosize effect and non-magnetic dilution on interlayer exchange coupling in Fe-Cr/Cr nanostructures. *Ukrainian Journal of Physics* 2071-0186, 65, 892-897, ISI: 000581771300008
72. Polishchuk, Dmytr; Persson, Milton; Kulyk, Mykola; Holmgren, Erik; Pasquale, Gabriele; Korenivski, Vladislav (2020). Tuning thermo-magnetic properties of dilute-ferromagnet multilayers using RKKY interaction. *Applied Physics Letters* 0003-6951, 117, -, ISI: 000553127000002
73. Polishchuk, Dmytr; Polek, T. I.; Borynskyi, V. Yu.; Kravets, A. F.; Tovstolytkin, A. I.; Pogorily, A. M.; Korenivski, Vladislav (2020). Spin-current dissipation in a thin-film bilayer

ferromagnet/antiferromagnet. Low temperature physics (Woodbury, N.Y., Print) 1063-777X, 46, 813-819, ISI: 000564919100014

74. Prytz, Nicklas Bjärnhall; Qvarngård, Daniel; Harkonen, Antti; Guina, Mircea; Gallo, Katia (2020). Edge-enhanced optical parametric generation in periodically poled LiNbO₃. *Optics Express* 1094-4087, 28, 20879-20887, ISI: 000547061200087
75. Quack, Niels; Sattari, Hamed; Takabayashi, Alain Yuji; Zhang, Yu; Verheyen, Peter; Bogaerts, Wim; Edinger, Pierre; Errando-Herranz, Carlos; Gylfason, Kristinn (2020). MEMS-Enabled Silicon Photonic Integrated Devices and Circuits. *IEEE Journal of Quantum Electronics* 0018-9197, 56, -, ISI: 000501604100001
76. Ramos Santesmases, David; Delmas, Marie; Ivanov, Ruslan; Höglund, Linda; Costard, Eric; Hellström, Per-Erik; Malm, B. Gunnar (2020). 1/f Noise and Dark Current Correlation in Midwave InAs/GaSb Type-II Superlattice IR Detectors. *Physica Status Solidi (a) applications and materials science* 1862-6300, -, -, ISI: 000578553300001
77. Rana, Sunil; Mouro, João; Bleiker, Simon J.; Reynolds, Jamie D.; Chong, Harold M. H.; Niklaus, Frank; Pamunuwa, Dinesh (2020). Nanoelectromechanical relay without pull-in instability for high-temperature non-volatile memory. *Nature Communications* 2041-1723, 11, -, ISI: 000549160500006
78. Rastan, Hamidreza; Abdi, Amir; Hamawandi, Bejan; Ignatowicz, Monika; Meyer, Josua; Palm, Björn (2020). Heat transfer study of enhanced additively manufactured minichannel heat exchangers. *International Journal of Heat and Mass Transfer* 0017-9310, 161, -, ISI: 000571813900031
79. Reuterskiöld-Hedlund, Carl; Martins De Pina, João; Kalapala, Akhil; Liu, Zhonghe; Zhou, Weidong; Hammar, Mattias (2020). Buried InP/Airhole Photonic Crystal Surface Emitting Lasers. *Physica status solidi. A, Applied research* 0031-8965, -, -, ISI: 000572971700001
80. Ribet, Federico; Wang, Xiaojing; Laakso, Miku; Pagliano, Simone; Niklaus, Frank; Roxhed, Niclas; Stemme, Göran (2020). Vertical integration of microchips by magnetic assembly and edge wire bonding. *MICROSYSTEMS & NANOENGINEERING* 2055-7434, 6, -, ISI: 000517590500001
81. Sahu, S. S.; Stiller, Christiane; Cavallaro, Sara; Eriksson Karlström, Amelie; Linnros, Jan; Dev, A. (2020). Influence of molecular size and zeta potential in electrokinetic biosensing. *Biosensors & bioelectronics* 0956-5663, 152, -, ISI: 000515210600008
82. Saladino, Giovanni; Hamawandi, Bejan; Vogt, Carmen; Rajarao, Gunaratna Kuttuva; Toprak, Muhammet (2020). Click chemical assembly and validation of bio-functionalized superparamagnetic hybrid microspheres. *Applied Nanoscience* 2190-5509, -, -, ISI: 000516261900001
83. Schöll, Eva; Schweickert, Lucas; Hanschke, Lukas; Zeuner, Katharina D.; Sbresny, Friedrich; Lettner, Thomas; Trivedi, Rahul; Reindl, Marcus; da Silva, Saimon Filipe Covre; Trotta, Rinaldo; Finley, Jonathan J.; Vuckovic, Jelena; Mueller, Kai; Rastelli, Armando; Zwiller, Val; Jöns, Klaus D. (2020). Cruc of Using the Cascaded Emission of a Three-Level Quantum Ladder System to Generate Indistinguishable Photons. *Physical Review Letters* 0031-9007, 125, -, ISI: 000595043900010
84. Shafagh, Reza Zandi; Shen, Joanne X.; Youhanna, Sonia; Guo, Weijin; Lauschke, Volker M.; van der Wijngaart, Wouter; Haraldsson, Klas Tommy (2020). Facile Nanoimprinting of Robust High-Aspect-Ratio Nanostructures for Human Cell Biomechanics. *ACS Applied Bio Materials* 2576-6422, 3, 8757-8767, ISI: 000602578800057
85. Shen, J. X.; Youhanna, S.; Shafagh, Reza Zandi; Kele, J.; Lauschke, V. M. (2020). Organotypic and Microphysiological Models of Liver, Gut, and Kidney for Studies of Drug Metabolism, Pharmacokinetics, and Toxicity. *Chemical Research in Toxicology*, 33, 38-60, ISI: 000509419900007

86. Sorgard, Trygve; Song, Seunghan; Vullum, Per Erik; Kores, Cristine C.; Mølster, Kjell Martin; Laurell, Fredrik; Hawkins, Thomas; Ballato, John; Österberg, Ulf L.; Gibson, Ursula J. (2020). Broadband infrared and THz transmitting silicon core optical fiber. *Optical Materials Express* 2159-3930, 10, 2491-2499, ISI: 000578026100006
87. Steinhauer, Stephan; Versteegh, Marijn A. M.; Gyger, Samuel; Elshaari, Ali W.; Kunert, Birgit; Mysyrowicz, Andre; Zwiller, Val (2020). Rydberg excitons in Cu₂O microcrystals grown on a silicon platform. *Communications Materials* 2662-4443, 1, -, ISI: 000610552000001
88. Steinhauer, Stephan; Yang, Lily; Gyger, Samuel; Lettner, Thomas; Errando-Herranz, Carlos; Jöns, Klaus D.; Baghban, Mohammad Amin; Gallo, Katia; Zichi, Julien; Zwiller, Val (2020). NbTiN thin films for superconducting photon detectors on photonic and two-dimensional materials. *Applied Physics Letters*, -, ISI: 000530414200001
89. Strömberg, Axel; Omanakuttan, Giriprasanth; Liu, Yingjun; Mu, Tangjie; Xu, Zhehan; Lourdudoss, Sebastian; Sun, Yan-Ting (2020). Heteroepitaxy of GaAsP and GaP on GaAs and Si by low pressure hydride vapor phase epitaxy. *Journal of Crystal Growth* 0022-0248, 540, -, ISI: 000531491600006
90. Strömberg, Axel; Omanakuttan, Giriprasanth; Mu, Tangjie; Natesan, Pooja Vardhini; Tofa, Tajka Syeed; Bailly, Myriam; Grisard, Arnaud; Gérard, Bruno; Jang, Hoon; Pasiskevicius, Valdas; Laurell, Fredrik; Lourdudoss, Sebastian; Sun, Yan-Ting (2020). Direct Heteroepitaxy of Orientation-Patterned GaP on GaAs by Hydride Vapor Phase Epitaxy for Quasi-Phase-Matching Applications. *Physica status solidi. A, Applied research* 0031-8965, 217, 1900627-, ISI: 000491109100001
91. Sugiyama, Jun; Forslund, Ola Kenji; Nocerino, Elisabetta; Matsubara, Nami; Papadopoulos, Konstantinos; Sassa, Yasmine; Cottrell, Stephen P.; Hillier, Adrian D.; Ishida, Katsuhiko; Månsson, Martin; Brewer, Jess H. (2020). Lithium diffusion in LiMnPO₄ detected with mu +/- SR. *PHYSICAL REVIEW RESEARCH* 2643-1564, 2, -, ISI: 000604142100003
92. Sugiyama, Jun; Umegaki, Izumi; Takeshita, Soshi; Sakurai, Hiroya; Nishimura, Shoichiro; Forslund, Ola Kenji; Nocerino, Elisabetta; Matsubara, Nami; Månsson, Martin; Nakano, Takehito; Yamauchi, Ichihiko; Ninomiya, Kazuhiko; Kubo, M. Kenya; Shimomura, Koichiro (2020). Nuclear magnetic field in Na_{0.7}CoO₂ detected with mu-SR. *Physical Review B* 2469-9950, 102, -, ISI: 000580351200002
93. Travaglini, L.; Micolich, A. P.; Cazorla, C.; Zeglio, Erica; Lauto, A.; Mawad, D. (2020). Single-Material OECT-Based Flexible Complementary Circuits Featuring Polyaniline in Both Conducting Channels. *Advanced Functional Materials* 1616-301X, -, ISI: 000577742500001
94. Tseng, Chiao-Wei; Wen, Chenyu; Huang, Ding-Chi; Lai, Chin-Hung; Chen, Si; Hu, Qitao; Chen, Xi; Xu, Xingxing; Zhang, Shi-Li; Tao, Yu-Tai; Zhang, Zhen (2020). Synergy of Ionic and Dipolar Effects by Molecular Design for pH Sensing beyond the Nernstian Limit. *Advanced Science*, 7, -, ISI: 000498759500001
95. Valencia, Luis; Kumar, Sugam; Nomena, Emma M.; Salazar-Alvarez, German; Mathew, Aji P. (2020). In-Situ Growth of Metal Oxide Nanoparticles on Cellulose Nanofibrils for Dye Removal and Antimicrobial Applications. *ACS Applied Nano Materials*, 3, 7172-7181, ISI: 000555518200103
96. Valencia, Luis; Nomena, Emma M.; Monti, Susanna; Rosas-Arbelaez, Walter; Mathew, Aji P.; Kumar, Sugam; Velikov, Krassimir P. (2020). Multivalent ion-induced re-entrant transition of carboxylated cellulose nanofibrils and its influence on nanomaterials' properties. *Nanoscale* 2040-3364, 12, 15652-15662, ISI: 000556582600038
97. Vallejo-Perez, Monica; Ternon, Celine; Spinelli, Nicolas; Morisot, Fanny; Theodorou, Christoforos; Jayakumar, Ganesh; Hellström, Per-Erik; Mouis, Mireille; Rapenne, Laetitia; Mescot, Xavier; Salem, Bassem; Stambouli, Valerie (2020). Optimization of GOPS-Based Functionalization Process and

Impact of Aptamer Grafting on the Si Nanonet FET Electrical Properties as First Steps towards Thrombin Electrical Detection. *Nanomaterials*, 10, -, ISI: 000581271200001

98. Wang, Chengru; Omanakuttan, Giriprasanth; Xu, Leilei; Liu, Tong; Huang, Zengli; Lourudoss, Sebastian; Xie, Chaoying; Sun, Yan-Ting (2020). Optical and interfacial properties of epitaxially fused GaInP/Si heterojunction. *Journal of Applied Physics* 0021-8979, 128, -, ISI: 000560789600001
99. Watanabe, Seiya; Pilkington, Georgia; Oleshkevych, Anna; Pedraz, Patricia; Radiom, Milad; Welbourn, Rebecca; Glavatskih, Sergei; Rutland, Mark W. (2020). Interfacial structuring of non-halogenated imidazolium ionic liquids at charged surfaces : effect of alkyl chain length. *Physical Chemistry, Chemical Physics - PCCP* 1463-9076, 22, 8450-8460, ISI: 000537175100016
100. Wengerowsky, Soeren; Joshi, Siddarth Koduru; Steinlechner, Fabian; Zichi, Julien; Liu, Bo; Scheidl, Thomas; Dobrovolskiy, Sergiy M.; van der Molen, Rene; Los, Johannes W. N.; Zwiller, Val; Versteegh, Marijn A. M.; Mura, Alberto; Calonico, Davide; Inguscio, Massimo; Zeilinger, Anton; Xuereb, Andre; Ursin, Rupert (2020). Passively stable distribution of polarisation entanglement over 192 km of deployed optical fibre. *NPJ QUANTUM INFORMATION* 2056-6387, 6, -, ISI: 000510776700001
101. Widarsson, Max; Henriksson, Markus; Mutter, Patrick; Canalias, Carlota; Pasiskevicius, Valdas; Laurell, Fredrik (2020). High resolution and sensitivity up-conversion mid-infrared photon-counting LIDAR. *Applied Optics* 1559-128X, 59, 2365-2369, ISI: 000526528200022
102. Vijayan, Anuja; Johansson, Malin B; Svanström, Sebastian; Cappel, Ute B.; Rensmo, Håkan; Boschloo, Gerrit (2020). Simple Method for Efficient Slot-Die Coating of MAPbI₃ Perovskite Thin Films in Ambient Air Conditions. *ACS Applied Energy Materials*, 3, 4331-4337, ISI: 000537656400032
103. Winkler, Thomas; Feil, Michael; Stronkman, Eva Francisca Gerhardine Joha; Matthiesen, Isabelle; Herland, Anna (2020). Low-cost microphysiological systems : feasibility study of a tape-based barrier-on-chip for small intestine modeling.. *Lab on a Chip* 1473-0197, 20, 1212-1226, ISI: 000527797300012
104. Visser, Dennis; Chen, Ding Yuan; Desieres, Yohan; Ravishankar, Ajith Padyana; Anand, Srinivasan (2020). Embossed Mie resonator arrays composed of compacted TiO₂ nanoparticles for broadband anti-reflection in solar cells. *Scientific Reports* 2045-2322, 10, -, ISI: 000556884300001
105. Visser, Dennis; Desieres, Yohan; Swillo, Marcin; De Luca, Eleonora; Anand, Srinivasan (2020). GaInP nanowire arrays for color conversion applications. *Scientific Reports* 2045-2322, 10, -, ISI: 000603600300004
106. Xinghai, Zhao; Glubokov, Oleksandr; Champion, James; Gomez-Torrent, Adrian; Krivovitca, Aleksandr; Shah, Umer; Oberhammer, Joachim (2020). Silicon Micromachined D-Band Diplexer Using Releasable Filling Structure Technique. *IEEE transactions on microwave theory and techniques* 0018-9480, 68, 3448-3460, ISI: 000557366900024
107. Xiong, Anqi; Roy, Ananya; Spyrou, Argyris; Weishaupt, Holger; Marinescu, Voichita D.; Olofsson, Tommie; Hermanson, Ola; Swartling, Fredrik J.; Forsberg-Nilsson, Karin (2020). Nuclear Receptor Binding Protein 2 Is Downregulated in Medulloblastoma, and Reduces Tumor Cell Survival upon Overexpression. *Cancers* 2072-6694, 12, -, ISI: 000549215300001
108. Yadav, Sangeeta; Jain, Saumey; Manoj Kumaran, S; Satija, Jitendra (2020). Bimetallic Hollow Nanostructures for Colorimetric Detection of Picomolar Level of Mercury.. *Journal of Nanoscience and Nanotechnology* 1533-4880, 20, 991-998, ISI: 000484777500037
109. Yan, Hongji; Hjorth, Morgan; Winkeljann, Benjamin; Dobryden, Illia; Lieleg, Oliver; Crouzier, Thomas (2020). Glyco-Modification of Mucin Hydrogels to Investigate Their Immune Activity. *ACS Applied Materials and Interfaces* 1944-8244, 12, 19324-19336, ISI: 000529924800009

110. Yapparov, Rinat; Chow, Yi Chao; Lynsky, Cheyenne; Wu, Feng; Nakamura, Shuji; Speck, James S.; Marcinkevičius, Saulius (2020). Variations of light emission and carrier dynamics around V-defects in InGaN quantum wells. *Journal of Applied Physics* 0021-8979, 128, -, ISI: 000598506000003
111. Yapparov, Rinat; Lynsky, Cheyenne; Nakamura, Shuji; Speck, James S.; Marcinkevičius, Saulius (2020). Optimization of barrier height in InGaN quantum wells for rapid interwell carrier transport and low nonradiative recombination. *Applied Physics Express* 1882-0778, 13, -, ISI: 000591070000001
112. Yuan, Lin; Michaels, Hannes; Roy, Rajarshi; Johansson, Malin B; Öberg, Viktor A.; Andruszkiewicz, Aneta; Zhang, Xiaoliang; Freitag, Marina; Johansson, Erik (2020). Four-Terminal Tandem Solar Cell with Dye-Sensitized and PbS Colloidal Quantum-Dot-Based Subcells. *ACS Applied Energy Materials*, 3, 3157-3161, ISI: 000529190300006
113. Zadeh, Iman Esmaeil; Los, Johannes W. N.; Gourgues, Ronan B. M.; Chang, Jin; Elshaari, Ali W.; Zichi, Julien; van Staaden, Yuri J.; Swens, Jeroen P. E.; Kalhor, Nima; Guardiani, Antonio; Meng, Yun; Zou, Kai; Dobrovolskiy, Sergiy; Fognini, Andreas W.; Schaart, Dennis R.; Dalacu, Dan; Poole, Philip J.; Reimer, Michael E.; Hu, Xiaolong; Pereira, Sylvania F.; Zwiller, Val; Dorenbos, Sander N. (2020). Efficient Single-Photon Detection with 7.7 ps Time Resolution for Photon-Correlation Measurements. *ACS Photonics*, 7, 1780-1787, ISI: 000551497000025
114. Zeng, Shuangshuang; Li, Shiyu; Utterström, Johanna; Wen, Chenyu; Selegård, Robert; Zhang, Shi-Li; Aili, Daniel; Zhang, Zhen (2020). Mechanism and kinetics of lipid bilayer formation in solid-state nanopores. *Langmuir* 0743-7463, 36, 1446-1453, ISI: 000514759200008
115. Zeng, Shuangshuang; Wen, Chenyu; Zhang, Shi-Li; Zhang, Zhen (2020). A nanopore array of individual addressability enabled by integrating microfluidics and a multiplexer. *IEEE Sensors Journal* 1530-437X, 20, 1558-1563, ISI: 000522354200046
116. Zeng, Shuangshuang; Wen, Chenyu; Zhang, Shi-Li; Zhang, Zhen (2020). Individually addressable nanopore array integrated with microfluidics and a multiplexer. *IEEE Sensors Journal* 1530-437X, 20, 1558-1563, ISI:
117. Zhang, Fan; Örneke, Cem; Nilsson, J. -O; Pan, J. (2020). Anodisation of aluminium alloy AA7075 – Influence of intermetallic particles on anodic oxide growth. *Corrosion Science* 0010-938X, 164, -, ISI: 000515204200017
118. Zhou, Jingjian; Pevero, Federico; Gatty, Hithesh K.; Linnros, Jan; Sychugov, Ilya (2020). Wafer-scale fabrication of isolated luminescent silicon quantum dots using standard CMOS technology. *Nanotechnology* 0957-4484, 31, -, ISI: 000575326300001
119. Zhou, Y.; Zhang, Z. -Y; Huang, X.; Li, Jiantong; Li, T. (2020). Versatile Functionalization of Carbon Nanomaterials by Ferrate(VI). *Nano-Micro Letters* 2311-6706, 12, -, ISI: 000510847700018
120. Zhu, Chuantao; Monti, Susanna; Mathew, Aji P. (2020). Evaluation of nanocellulose interaction with water pollutants using nanocellulose colloidal probes and molecular dynamic simulations. *Carbohydrate Polymers* 0144-8617, 229, -, ISI: 000501796600047
121. Zhu, Huimin; Erbing, Axel; Wu, Hua; Man, Gabriel; Mukherjee, Soham; Kamal, Chinnathambi; Johansson, Malin B; Rensmo, Håkan; Odellius, Michael; Johansson, Erik (2020). Tuning the Bandgap in Silver Bismuth Iodide Materials by Partly Substituting Bismuth with Antimony for Improved Solar Cell Performance. *ACS Applied Energy Materials*, 3, 7372-7382, ISI: 000563784400017
122. Zurauskaite, Laura; Hellström, Per-Erik; Östling, Mikael (2020). Process Conditions for Low Interface State Density in Si-passivated Ge Devices with TmSiO Interfacial Layer. *ECS Journal of Solid State Science and Technology* 2162-8769, 9, -, ISI: 000605364100001

123. Öberg, Viktor A.; Johansson, Malin B; Zhang, Xiaoliang; Johansson, Erik M.J. (2020). Cubic AgBiS₂ Colloidal Nanocrystals for Solar Cells. ACS APPLIED NANO MATERIALS 2574-0970, 3, 4014-4024, ISI: 000537534900006
124. Örnek, Cem; Larsson, Alfred; Harlow, Gary S.; Zhang, Fan; Kroll, Robin; Carla, Francesco; Hussain, Hadeel; Kivisakk, Ulf; Engelberg, Dirk L.; Lundgren, Edvin; Pan, Jinshan (2020). Time-resolved grazing-incidence X-ray diffraction measurement to understand the effect of hydrogen on surface strain development in super duplex stainless steel. Scripta Materialia 1359-6462, 187, 63-67, ISI: 000551272900012
125. Örnek, Cem; Leygraf, Christofer; Pan, Jinshan (2020). Real-Time Corrosion Monitoring of Aluminum Alloy Using Scanning Kelvin Probe Force Microscopy. Journal of the Electrochemical Society 0013-4651, 167, -, ISI: 000527393700001
126. Örnek, Cem; Mueller, Timo; Kivisakk, Ulf; Zhang, Fan; Långberg, Marie; Lienert, Ulrich; Hwang, Ki-Hwan; Lundgren, Edvin; Pan, Jinshan (2020). Operando time- and space-resolved high-energy X-ray diffraction measurement to understand hydrogen-microstructure interactions in duplex stainless steel. Corrosion Science 0010-938X, 175, -, ISI: 000579424700005

Myfab KTH Myfab Doctoral Theses

1. Zeng, Shuangshuang (2020) Solid-state nanopores : fabrication and applications
2. Ribet, Federico (2020) Integrated microsystems for continuous glucose monitoring, interstitial fluid sampling and digital microfluidics
3. Laakso, Miku (2020) Microfabrication and Integration Using Sub-Picosecond Laser Pulses and Magnetic Assembly
4. Borodianskyi, Ievgenii (2020) Superradiant THz wave emission from arrays of Josephson junctions
5. Schweickert, Lucas (2020) Correlation spectroscopy with epitaxial quantum dots : Single-photons alone in the dark. (Korrelationspektroskopi med epitaxiella kvantprickar)
6. Gomez-Torrent, Adrian (2020) Submillimeter-Wave Waveguide Frontends by Silicon-on-Insulator Micromachining
7. Guo, Weijin (2020) Synthetic Paper for Point-of-Care Diagnostics : Capillary control, surface modifications, and their applications
8. Kores, Cristine C. (2020) Waveguide structures for efficient nonlinear optical conversion and distributed-feedback laser resonators
9. Li, Gen (2020) Surface nanomechanical properties of hydrogels and coatings

Myfab Lund Peer Reviewed Journal and Conference Papers

1. Finkelstein-Shapiro, D., Viennot, D., Saideh, I., Hansen, T., Pullerits, T., & Keller, A. (2020). Adiabatic elimination and subspace evolution of open quantum systems. *Physical Review A*, 101(4), [042102]. <https://doi.org/10.1103/PhysRevA.101.042102>
2. Sissouno, N., Boßmann, F., Filbir, F., Iwen, M., Kahnt, M., Saab, R., Schroer, C., & zu Castell, W. (2020). A direct solver for the phase retrieval problem in ptychographic imaging. *Mathematics and Computers in Simulation*, 176, 292-300. <https://doi.org/10.1016/j.matcom.2019.11.003>
3. Quiroga Flores, R., Noshad, A., Wallenberg, R., & Önnby, L. (2020). Adsorption of cadmium by a high-capacity adsorbent composed of silicate-titanate nanotubes embedded in hydrogel chitosan beads. *Environmental Technology*, 41(23), 3043-3054. <https://doi.org/10.1080/09593330.2019.1596167>
4. Mikaelsson, S., Vogelsang, J., Guo, C., Sytceвич, I., Viotti, A. L., Langer, F., Cheng, Y. C., Nandi, S., Jin, W., Olofsson, A., Weissenbilder, R., Mauritsson, J., L'Huillier, A., Gisselbrecht, M., & Arnold, C. L. (2020). A high-repetition rate attosecond light source for time-resolved coincidence spectroscopy. *Nanophotonics*, 10(1), 117-128. <https://doi.org/10.1515/nanoph-2020-0424>
5. Weng, J., Lindvall, R., Zhuang, K., Ståhl, J. E., Ding, H., & Zhou, J. (2020). A machine learning based approach for determining the stress-strain relation of grey cast iron from nanoindentation. *Mechanics of Materials*, 148, [103522]. <https://doi.org/10.1016/j.mechmat.2020.103522>
6. Dalekhan, B., Göransson, D. J. O., Thelander, C., Li, K., Xing, Y. J., Maisi, V. F., & Xu, H. Q. (2020). Ambipolar transport in narrow bandgap semiconductor InSb nanowires. *Nanoscale*, 12(15), 8159-8165. <https://doi.org/10.1039/d0nr00775g>
7. Resta, A., Hejral, U., Blomberg, S., Albertin, S., Vlad, A., Garreau, Y., Chatelier, C., Venturini, F., Ferrer, P., Held, G., Grinter, D., Lundgren, E., & Coati, A. (2020). Ammonia Oxidation over a Pt₂₅Rh₇₅(001) Model Catalyst Surface: An Operando Study. *Journal of Physical Chemistry C*, 124(40), 22192-22199. <https://doi.org/10.1021/acs.jpcc.0c07128>
8. Linpé, W., Harlow, G. S., Larsson, A., Abbondanza, G., Rämisch, L., Pfaff, S., Zetterberg, J., Evertsson, J., & Lundgren, E. (2020). An electrochemical cell for 2-dimensional surface optical reflectance during anodization and cyclic voltammetry. *Review of Scientific Instruments*, 91(4), [044101]. <https://doi.org/10.1063/1.5133905>
9. Heunisch, S., Ohlsson Fhager, L., & Wernersson, L. E. (2020). A phase-correlated duo-binary waveform generation technique for millimeter-wave radar pulses. *International Journal of Circuit Theory and Applications*, 48(1), 103-114. <https://doi.org/10.1002/cta.2699>
10. D'Acunto, G., Troian, A., Kokkonen, E., Rehman, F., Liu, Y. P., Yngman, S., Yong, Z., McKibbin, S. R., Gallo, T., Lind, E., Schnadt, J., & Timm, R. (2020). Atomic Layer Deposition of Hafnium Oxide on InAs: Insight from Time-Resolved in Situ Studies. *ACS Applied Electronic Materials*, 2(12), 3915-3922. <https://doi.org/10.1021/acsaelm.0c00775>
11. Johansson, J., Ghasemi, M., Sivakumar, S., Mergenthaler, K., Persson, A. R., Metaferia, W., & Magnusson, M. H. (2020). Calculation of hole concentrations in Zn doped GaAs nanowires. *Nanomaterials*, 10(12), [2524]. <https://doi.org/10.3390/nano10122524>
12. Garcia-Martinez, F., García-Fernández, C., Simonovis, J. P., Hunt, A., Walter, A., Waluyo, I., Bertram, F., Merte, L. R., Shipilin, M., Pfaff, S., Blomberg, S., Zetterberg, J., Gustafson, J., Lundgren, E., Sánchez-Portal, D., Schiller, F., & Ortega, J. E. (2020). Catalytic Oxidation of CO on a Curved Pt(111)

Surface: Simultaneous Ignition at All Facets through a Transient CO-O Complex. *Angewandte Chemie - International Edition*, 59(45), 20037-20043. <https://doi.org/10.1002/anie.202007195>

13. Gustafsson, A., Jiang, N., Zheng, C., Etheridge, J., Gao, Q., Tan, H. H., Jagadish, C., & Wong-Leung, J. (2020). Cathodoluminescence visualisation of local thickness variations of GaAs/AlGaAs quantum-well tubes on nanowires. *Nanotechnology*, 31(42), [424001]. <https://doi.org/10.1088/1361-6528/ab9fb3>
14. Ho, B. D., Beech, J. P., & Tegenfeldt, J. O. (2020). Cell sorting using electrokinetic deterministic lateral displacement. *Micromachines*, 12(1), [30]. <https://doi.org/10.3390/mi12010030>
15. Ho, B. D., Beech, J. P., & Tegenfeldt, J. O. (2020). Charge-based separation of micro-and nanoparticles. *Micromachines*, 11(11), [1014]. <https://doi.org/10.3390/mi11111014>
16. Garcia-Martinez, F., Schiller, F., Blomberg, S., Shipilin, M., Merte, L. R., Gustafson, J., Lundgren, E., & Ortega, J. E. (2020). CO Chemisorption on Vicinal Rh(111) Surfaces Studied with a Curved Crystal. *Journal of Physical Chemistry C*, 124(17), 9305-9313. <https://doi.org/10.1021/acs.jpcc.0c00039>
17. Kunwar, A., Hektor, J., Nomoto, S., Coutinho, Y. A., & Moelans, N. (2020). Combining multi-phase field simulation with neural network analysis to unravel thermomigration accelerated growth behavior of Cu₆Sn₅ IMC at cold side Cu–Sn interface. *International Journal of Mechanical Sciences*, 184, [105843]. <https://doi.org/10.1016/j.ijmecsci.2020.105843>
18. Alcer, D., Saxena, A. P., Hrachowina, L., Zou, X., Yartsev, A., & Borgström, M. T. (2020). Comparison of Triethylgallium and Trimethylgallium Precursors for GaInP Nanowire Growth. *Physica Status Solidi (B) Basic Research*. <https://doi.org/10.1002/pssb.202000400>
19. Suchan, K., Merdasa, A., Rehermann, C., Unger, E. L., & Scheblykin, I. G. (2020). Complex evolution of photoluminescence during phase segregation of MAPb(1-xBr_x)₃ mixed halide perovskite. *Journal of Luminescence*, 221, [117073]. <https://doi.org/10.1016/j.jlumin.2020.117073>
20. Wang, Z., Lei, S., Karki, K. J., Jakobsson, A., & Pullerits, T. (2020). Compressed Sensing for Reconstructing Coherent Multidimensional Spectra. *Journal of Physical Chemistry A*, 124(9), 1861-1866. <https://doi.org/10.1021/acs.jpca.9b11681>
21. Zhu, Z., Svensson, J., Persson, A. R., Wallenberg, R., Gromov, A. V., & Wernersson, L. E. (2020). Compressively-strained GaSb nanowires with core-shell heterostructures. *Nano Research*, 13(9), 2517-2524. <https://doi.org/10.1007/s12274-020-2889-3>
22. Cheng, Y. C., Mikaelsson, S., Nandi, S., Rämisch, L., Guo, C., Carlström, S., Harth, A., Vogelsang, J., Miranda, M., Arnold, C. L., L'Huillier, A., & Gisselbrecht, M. (2020). Controlling photoionization using attosecond time-slit interferences. *Proceedings of the National Academy of Sciences of the United States of America*, 117(20), 10727-10732. <https://doi.org/10.1073/pnas.1921138117>
23. Chen, R., Li, J., Dobrovolsky, A., González-Carrero, S., Gerhard, M., Messing, M. E., Chirvony, V., Pérez-Prieto, J., & Scheblykin, I. G. (2020). Creation and Annihilation of Nonradiative Recombination Centers in Polycrystalline Metal Halide Perovskites by Alternating Electric Field and Light. *Advanced Optical Materials*, 8(4), [1901642]. <https://doi.org/10.1002/adom.201901642>
24. Persson, K-M., Mamidala, S. R., Kilpi, O-P., Borg, M., & Wernersson, L-E. (2020). Cross-Point Arrays with Low-Power ITO-HfO₂ Resistive Memory Cells Integrated on Vertical III-V Nanowires. *Advanced Electronic Materials*, 6(6), [2000154]. <https://doi.org/10.1002/aelm.202000154>
25. Liu, Y., Zhou, Y., Yu, S., Xie, Z., Chen, Y., Zheng, K., Mossin, S., Lin, W., Meng, J., Pullerits, T., & Zheng, K. (2020). Defect State Assisted Z-scheme Charge Recombination in Bi₂O₂CO₃/Graphene

Quantum Dot Composites for Photocatalytic Oxidation of NO. *ACS Applied Nano Materials*, 3(1), 772-781. <https://doi.org/10.1021/acsanm.9b02276>

26. Van Turnhout, L., Hattori, Y., Meng, J., Zheng, K., & Sá, J. (2020). Direct Observation of a Plasmon-Induced Hot Electron Flow in a Multimetallic Nanostructure. *Nano Letters*, 8220–8228. <https://doi.org/10.1021/acs.nanolett.0c03344>
27. Rodrigues-Junior, G., Marçal, L. A. B., Ribeiro, G. A. S., Rappl, P. H. D. O., Abramof, E., Sciammarella, P. V., Guimarães, L. D. M., Pérez, C. A., & Malachias, Â. (2020). Direct observation of large strain through van der Waals gaps on epitaxial B₂T₃/graphite: Pseudomorphic relaxation and the role of B₂ layers on the Bi₂Te₃ topological insulator series. *Physical Review Materials*, 4(2), [023602]. <https://doi.org/10.1103/PhysRevMaterials.4.023602>
28. Chayanun, L., Hrachowina, L., Björling, A., Borgström, M. T., & Wallentin, J. (2020). Direct Three-Dimensional Imaging of an X-ray Nanofocus Using a Single 60 nm Diameter Nanowire Device. *Nano Letters*, 20(11), 8326–8331. <https://doi.org/10.1021/acs.nanolett.0c03477>
29. Khalilian, M., Bi, Z., Johansson, J., Lenrick, F., Hultin, O., Colvin, J., Timm, R., Wallenberg, R., Ohlsson, J., Pistol, M. E., Gustafsson, A., & Samuelson, L. (2020). Dislocation-Free and Atomically Flat GaN Hexagonal Microprisms for Device Applications. *Small*, 16(30), [1907364]. <https://doi.org/10.1002/sml.201907364>
30. Cao, Y., Zhang, R., Zheng, Q., Cui, W., Liu, Y., Zheng, K., Dong, F., & Zhou, Y. (2020). Dual Functions of O-Atoms in the g-C₃N₄/BO_{0.2}N_{0.8} Interface: Oriented Charge Flow In-Plane and Separation within the Interface to Collectively Promote Photocatalytic Molecular Oxygen Activation. *ACS Applied Materials and Interfaces*, 12(30), 34432-34440. <https://doi.org/10.1021/acsami.0c09216>
31. Li, S., Weng, W., Kong, C., Aldén, M., & Li, Z. (2020). Dual-laser-induced breakdown thermometry via sound speed measurement : A new procedure for improved spatiotemporal resolution. *Sensors (Switzerland)*, 20(10), [2803]. <https://doi.org/10.3390/s20102803>
32. Gunnarsson, S. B., Mellace, C., Bernfur, K., Sivakumar, S., Magnusson, M. H., & Cedervall, T. (2020). Dual topography of laminin corona on gallium arsenide nanowires. *Biointerphases*, 15(5), [051007]. <https://doi.org/10.1116/6.0000387>
33. Mårtensson, E. K., Lehmann, S., Dick, K. A., & Johansson, J. (2020). Effect of Radius on Crystal Structure Selection in III-V Nanowire Growth. *Crystal Growth and Design*, 20(8), 5373-5379. <https://doi.org/10.1021/acs.cgd.0c00575>
34. Gren, L., Malmberg, V. B., Jacobsen, N. R., Shukla, P. C., Bendtsen, K. M., Eriksson, A. C., Essig, Y. J., Kraus, A. M., Loeschner, K., Shamun, S., Strandberg, B., Tunér, M., Vogel, U., & Pagels, J. (2020). Effect of renewable fuels and intake O₂ concentration on diesel engine emission characteristics and reactive oxygen species (ROS) formation. *Atmosphere*, 11(6), [641]. <https://doi.org/10.3390/atmos11060641>
35. Zhang, F., Chen, J., Zhou, Y., He, R., & Zheng, K. (2020). Effect of synthesis methods on photoluminescent properties for CsPbBr₃ nanocrystals: Hot injection method and conversion method. *Journal of Luminescence*, 220, [117023]. <https://doi.org/10.1016/j.jlumin.2019.117023>
36. Hellenbrand, M., Lind, E., Kilpi, O-P., & Wernersson, L-E. (2020). Effects of traps in the gate stack on the small-signal RF response of III-V nanowire MOSFETs. *Solid-State Electronics*, 171, [107840]. <https://doi.org/10.1016/j.sse.2020.107840>
37. Schmiderer, L., Subramaniam, A., Žemaitis, K., Bäckström, A., Yudovich, D., Soboleva, S., Galeev, R., Prinz, C. N., Larsson, J., & Hjort, M. (2020). Efficient and nontoxic biomolecule delivery to primary

human hematopoietic stem cells using nanostraws. *Proceedings of the National Academy of Sciences of the United States of America*, 117(35), 21267-21273. <https://doi.org/10.1073/pnas.2001367117>

38. Rumiantseva, Y. Y., Romanko, L. O., Chasnyk, D. V., Turkevich, V. Z., Bushlya, V. M., Fesenko, I. P., Kaidash, O. M., Chasnyk, V. I., & Rukin, V. P. (2020). Electrical Characteristics of Thermobarically Sintered cBN–NbN Composite. *Journal of Superhard Materials*, 42(2), 126-128. <https://doi.org/10.3103/S1063457620020094>
39. Larsson, A., Abbondanza, G., Linpe, W., Carla, F., Mousley, P., Hetherington, C., Lundgren, E., & Harlow, G. S. (2020). Electrochemical Fabrication and Characterization of Palladium Nanowires in Nanoporous Alumina Templates. *Journal of the Electrochemical Society*, 167(12), [122514]. <https://doi.org/10.1149/1945-7111/abb37e>
40. Ek, M., Lehmann, S., & Wallenberg, R. (2020). Electron channelling: challenges and opportunities for compositional analysis of nanowires by TEM. *Nanotechnology*, 31(36), [364005]. <https://doi.org/10.1088/1361-6528/ab9679>
41. Liang, M., Lin, W., Lan, Z., Meng, J., Zhao, Q., Zou, X., Castelli, I. E., Pullerits, T., Canton, S. E., & Zheng, K. (2020). Electronic Structure and Trap States of Two-Dimensional Ruddlesden–Popper Perovskites with the Relaxed Goldschmidt Tolerance Factor. *ACS Applied Electronic Materials*, 2(5), 1402-1412. <https://doi.org/10.1021/acsaelm.0c00179>
42. Li, C., Rahaman, A., Lin, W., Mourad, H., Meng, J., Honarfar, A., Abdellah, M., Guo, M., Richmond, M. G., Zheng, K., & Nordlander, E. (2020). Electron Transfer Mediated by Iron Carbonyl Clusters Enhance Light-Driven Hydrogen Evolution in Water by Quantum Dots. *ChemSusChem*, 13(12), 3252-3260. <https://doi.org/10.1002/cssc.202000300>
43. Jafari Jam, R., Beech, J. P., Zeng, X., Johansson, J., Samuelson, L., Pettersson, H., & Borgström, M. T. (2020). Embedded sacrificial AlAs segments in GaAs nanowires for substrate reuse. *Nanotechnology*, 31(20), [204002]. <https://doi.org/10.1088/1361-6528/ab7680>
44. Lovén, K., Franzén, S. M., Isaxon, C., Messing, M. E., Martinsson, J., Gudmundsson, A., Pagels, J., & Hedmer, M. (2020). Emissions and exposures of graphene nanomaterials, titanium dioxide nanofibers, and nanoparticles during down-stream industrial handling. *Journal of Exposure Science & Environmental Epidemiology*. <https://doi.org/10.1038/s41370-020-0241-3>
45. Kiligaridis, A., Merdasa, A., Rehmann, C., Unger, E. L., & Scheblykin, I. G. (2020). Excitation wavelength dependence of photoluminescence flickering in degraded MAPbI₃ perovskite and its connection to lead iodide formation. *Journal of Luminescence*, 222, [117129]. <https://doi.org/10.1016/j.jlumin.2020.117129>
46. Dierks, H., & Wallentin, J. (2020). Experimental optimization of X-ray propagation-based phase contrast imaging geometry. *Optics Express*, 28(20), 29562-29575. <https://doi.org/10.1364/OE.399819>
47. Guo, R., Zhang, L., Meng, J., Liu, A., Yuan, J., Zheng, K., & Tian, J. (2020). Exploiting Flexible Memristors Based on Solution-Processed Colloidal CuInSe₂ Nanocrystals. *Advanced Electronic Materials*, 6(5), [2000035]. <https://doi.org/10.1002/aelm.202000035>
48. Naumova, M. A., Kalinko, A., Wong, J. W. L., Alvarez Gutierrez, S., Meng, J., Liang, M., Abdellah, M., Geng, H., Lin, W., Kubicek, K., Biednov, M., Lima, F., Galler, A., Zalden, P., Checchia, S., Mante, P. A., Zimara, J., Schwarzer, D., Demeshko, S., ... Canton, S. E. (2020). Exploring the light-induced dynamics in solvated metallogrid complexes with femtosecond pulses across the electromagnetic spectrum. *The Journal of chemical physics*, 152(21), [214301]. <https://doi.org/10.1063/1.5138641>

49. Gonçalves, R. A., Naidjonoka, P., Nylander, T., Miguel, M. G., Lindman, B., & Lam, Y. M. (2020). Facile control of surfactant lamellar phase transition and adsorption behavior. *RSC Advances*, 10(31), 18025-18034. <https://doi.org/10.1039/d0ra01340d>
50. LOUIS, BORIS., CAMACHO, RAFAEL., BRESOLÍ-OBACH, ROGER., ABAKUMOV, SERGEY., VANDAELE, JOHANNES., KUDO, TESTSUHIRO., MASUHARA, HIROSHI., SCHEBLYKIN, IVAN. G., HOFKENS, JOHAN., & ROCHA, SUSANA. (2020). Fast-tracking of single emitters in large volumes with nanometer precision. *Optics Express*, 28(19), 28656-28671. [401557]. <https://doi.org/10.1364/OE.401557>
51. Löfstrand, A., Svensson, J., Wernersson, L. E., & Maximov, I. (2020). Feature size control using surface reconstruction temperature in block copolymer lithography for InAs nanowire growth. *Nanotechnology*, 31(32), [325303]. <https://doi.org/10.1088/1361-6528/ab8cef>
52. Mukharamova, N., Lazarev, S., Meijer, J. M., Gorobtsov, O. Y., Singer, A., Chollet, M., Bussmann, M., Dzhigaev, D., Feng, Y., Garten, M., Huebl, A., Kluge, T., Kurta, R. P., Lipp, V., Santra, R., Sikorski, M., Song, S., Williams, G., Zhu, D., ... Vartanyants, I. A. (2020). Femtosecond laser produced periodic plasma in a colloidal crystal probed by XFEL radiation. *Scientific Reports*, 10(1), [10780]. <https://doi.org/10.1038/s41598-020-67214-z>
53. Langer, F., Liu, Y. P., Ren, Z., Flodgren, V., Guo, C., Vogelsang, J., Mikaelsson, S., Sytceвич, I., Ahrens, J., L'Huillier, A., Arnold, C. L., & Mikkelsen, A. (2020). Few-cycle lightwave-driven currents in a semiconductor at high repetition rate. *Optica*, 7(4), 276-279. <https://doi.org/10.1364/OPTICA.389150>
54. Barker, D., Fors, A., Lindgren, E., Olesund, A., & Schröder, E. (2020). Filter function of graphene oxide: Trapping perfluorinated molecules. *Journal of Chemical Physics*, 152(2), [024704]. <https://doi.org/10.1063/1.5132751>
55. Kahnt, M., Sala, S., Johansson, U., Bjorling, A., Jiang, Z., Kalbfleisch, S., Lenrick, F., Pikul, J. H., & Thanell, K. (2020). First ptychographic X-ray computed tomography experiment on the NanoMAX beamline. *Journal of Applied Crystallography*, 53, 1444-1451. <https://doi.org/10.1107/S160057672001211X>
56. Boysen, A. T., Whitehead, B., Stensballe, A., Carnerup, A., Nylander, T., & Nejsum, P. (2020). Fluorescent labeling of helminth extracellular vesicles using an in vivo whole organism approach. *Biomedicines*, 8(7), [213]. <https://doi.org/10.3390/BIOMEDICINES8070213>
57. Kolesnichenko, P. V., Wittenbecher, L., & Zigmantas, D. (2020). Fully symmetric dispersionless stable transmission-grating Michelson interferometer. *Optics Express*, 28(25), 37752-37757. <https://doi.org/10.1364/OE.409185>
58. Aïssa, B., Ali, A., Bentouaf, A., Khan, W., Hossain, M. I., Kroeger, J., & Malik Muhammad, N. (2020). Functionalized single-walled carbon-nanotube-blended P3HT-based high performance memory behavior thin-film transistor devices. *Nanotechnology*, 31(7), [075201]. <https://doi.org/10.1088/1361-6528/ab5274>
59. Jönsson, A., Svensson, J., Lind, E., & Wernersson, L-E. (2020). Gate-Length Dependence of Vertical GaSb Nanowire p-MOSFETs on Si. *IEEE Transactions on Electron Devices*, 67(10), 4118-4122. <https://doi.org/10.1109/TED.2020.3012126>
60. Böckle, R., Sistani, M., Staudinger, P., Seifner, M. S., Barth, S., & Lugstein, A. (2020). Ge quantum wire memristor. *Nanotechnology*, 31(44), [445204]. <https://doi.org/10.1088/1361-6528/aba46b>
61. Seiboth, F., Brückner, D., Kahnt, M., Lyubomirskiy, M., Wittwer, F., Dzhigaev, D., Ullsperger, T., Nolte, S., Koch, F., David, C., Garrevoet, J., Falkenberg, G., & Schroer, C. G. (2020). Hard X-ray

wavefront correction via refractive phase plates made by additive and subtractive fabrication techniques. *Journal of Synchrotron Radiation*, 27, 1121-1130.
<https://doi.org/10.1107/S1600577520007900>

62. Preeyanka, N., Dey, H., Seth, S., Rahaman, A., & Sarkar, M. (2020). Highly efficient energy transfer from a water soluble zinc silver indium sulphide quantum dot to organic J-aggregates. *Physical Chemistry Chemical Physics*, 22(22), 12772-12784. <https://doi.org/10.1039/d0cp01845g>
63. Tang, Y., Gomez, L., Lesage, A., Marino, E., Kodger, T. E., Meijer, J. M., Kolpakov, P., Meng, J., Zheng, K., Gregorkiewicz, T., & Schall, P. (2020). Highly Stable Perovskite Supercrystals via Oil-in-Oil Templating. *Nano Letters*, 20(8), 5997-6004. <https://doi.org/10.1021/acs.nanolett.0c02005>
64. Khan, M. F., Rehman, S., Akhtar, I., Aftab, S., Ajmal, H. M. S., Khan, W., Kim, D. K., & Eom, J. (2020). High mobility ReSe₂ field effect transistors: Schottky-barrier-height-dependent photoresponsivity and broadband light detection with Co decoration. *2D Materials*, 7(1), [015010]. <https://doi.org/10.1088/2053-1583/ab4ef4>
65. Kilpi, O. P., Hellenbrand, M., Svensson, J., Persson, A. R., Wallenberg, R., Lind, E., & Wernersson, L. E. (2020). High-Performance Vertical III-V Nanowire MOSFETs on Si with gm > 3 mS/μm. *IEEE Electron Device Letters*, 41(8), 1161-1164. [9123921]. <https://doi.org/10.1109/LED.2020.3004716>
66. Hammarberg, S., Dagytė, V., Chayanun, L., Hill, M. O., Wyke, A., Björling, A., Johansson, U., Kalbfleisch, S., Heurlin, M., Lauhon, L. J., Borgström, M. T., & Wallentin, J. (2020). High resolution strain mapping of a single axially heterostructured nanowire using scanning X-ray diffraction. *Nano Research*, 13(9), 2460-2468. <https://doi.org/10.1007/s12274-020-2878-6>
67. Martin, R., Kim, M., Lee, C. J., Mehar, V., Albertin, S., Hejral, U., Merte, L. R., Lundgren, E., Asthagiri, A., & Weaver, J. F. (2020). High-Resolution X-ray Photoelectron Spectroscopy of an IrO₂(110) Film on Ir(100). *Journal of Physical Chemistry Letters*, 11(17), 7184-7189. <https://doi.org/10.1021/acs.jpcclett.0c01805>
68. Chen, I. J., Limpert, S., Metaferia, W., Thelander, C., Samuelson, L., Capasso, F., Burke, A. M., & Linke, H. (2020). Hot-Carrier Extraction in Nanowire-Nanoantenna Photovoltaic Devices. *Nano Letters*, 20(6), 4064-4072. <https://doi.org/10.1021/acs.nanolett.9b04873>
69. Fast, J., Barrigon, E., Kumar, M., Chen, Y., Samuelson, L., Borgström, M., Gustafsson, A., Limpert, S., Burke, A., & Linke, H. (2020). Hot-carrier separation in heterostructure nanowires observed by electron-beam induced current. *Nanotechnology*, 31(39), [394004]. <https://doi.org/10.1088/1361-6528/ab9bd7>
70. Pomeshchik, Y., Klementieva, O., Gil, J., Martinsson, I., Hansen, M. G., de Vries, T., Sancho-Balsells, A., Russ, K., Savchenko, E., Collin, A., Vaz, A. R., Bagnoli, S., Nacmias, B., Rampon, C., Sorbi, S., Brites, D., Marko-Varga, G., Kokaia, Z., Rezeli, M., ... Roybon, L. (2020). Human iPSC-Derived Hippocampal Spheroids: An Innovative Tool for Stratifying Alzheimer Disease Patient-Specific Cellular Phenotypes and Developing Therapies. *Stem Cell Reports*, 15(1), 256-273. <https://doi.org/10.1016/j.stemcr.2020.06.001>
71. Kormányos, A., Kecsenovity, E., Honarfar, A., Pullerits, T., & Janáky, C. (2020). Hybrid FeNiOOH/α-Fe₂O₃/Graphene Photoelectrodes with Advanced Water Oxidation Performance. *Advanced Functional Materials*, 30(31), [2002124]. <https://doi.org/10.1002/adfm.202002124>
72. Perović, D., Van Hees, P., Madsen, D., Malmborg, V., Gren, L., Pagels, J., Rios, O., & La Mendola, S. (2020). Identification and characterization of design fires and particle emissions to be used in performance-based fire design of nuclear facilities. *Fire and Materials*. <https://doi.org/10.1002/fam.2881>

73. Lindelöw, F., Sri Garigapati, N., Södergren, L., Borg, M., & Lind, E. (2020). III-V nanowire MOSFETs with novel self-limiting Λ -ridge spacers for RF applications. *Semiconductor Science and Technology*, 35(6), [065015]. <https://doi.org/10.1088/1361-6641/ab8398>
74. Könemann, F., Chen, I. J., Lehmann, S., Thelander, C., & Gotsmann, B. (2020). Imaging the Thermalization of Hot Carriers after Thermionic Emission over a Polytype Barrier. *Physical Review Applied*, 13(5), [054035]. <https://doi.org/10.1103/PhysRevApplied.13.054035>
75. Barrutia, L., García, I., Barrigón, E., Ochoa, M., Algora, C., & Rey-Stolle, I. (2020). Impact of the III-V/Ge nucleation routine on the performance of high efficiency multijunction solar cells. *Solar Energy Materials and Solar Cells*, 207, [110355]. <https://doi.org/10.1016/j.solmat.2019.110355>
76. Winge, D. O., Limpert, S., Linke, H., Borgström, M. T., Webb, B., Heinze, S., & Mikkelsen, A. (2020). Implementing an Insect Brain Computational Circuit Using III-V Nanowire Components in a Single Shared Waveguide Optical Network. *ACS Photonics*, 7(10), 2787-2798. <https://doi.org/10.1021/acsp Photonics.0c01003>
77. Maliakkal, C. B., Mårtensson, E. K., Tornberg, M. U., Jacobsson, D., Persson, A. R., Johansson, J., Wallenberg, L. R., & Dick, K. A. (2020). Independent Control of Nucleation and Layer Growth in Nanowires. *ACS Nano*, 14(4), 3868-3875. <https://doi.org/10.1021/acsnano.9b09816>
78. Rumiantseva, Y., Melnichuk, I., Garashchenko, V., Zaporozhets, O., Turkevich, V., & Bushlya, V. (2020). Influence of cBN content, Al₂O₃ and Si₃N₄ additives and their morphology on microstructure, properties, and wear of PCBN with NbN binder. *Ceramics International*, 46(14), 22230-22238. <https://doi.org/10.1016/j.ceramint.2020.05.300>
79. Marçal, L. A. B., Oksenberg, E., Dzhigaev, D., Hammarberg, S., Rothman, A., Björling, A., Unger, E., Mikkelsen, A., Joselevich, E., & Wallentin, J. (2020). In Situ Imaging of Ferroelastic Domain Dynamics in CsPbBr₃ Perovskite Nanowires by Nanofocused Scanning X-ray Diffraction. *ACS Nano*, 14(11), 15973–15982. <https://doi.org/10.1021/acsnano.0c07426>
80. Wallenberg, R., Hetherington, C., Dick, K., & Jacobsson, D. (2020). In situ metal-organic chemical vapour deposition growth of III–V semiconductor nanowires in the Lund environmental transmission electron microscope. *Semiconductor Science and Technology*, 35(3), [034004]. <https://doi.org/10.1088/1361-6641/ab6bfd>
81. Kunwar, A., Coutinho, Y. A., Hektor, J., Ma, H., & Moelans, N. (2020). Integration of machine learning with phase field method to model the electromigration induced Cu₆Sn₅ IMC growth at anode side Cu/Sn interface. *Journal of Materials Science and Technology*, 59, 203-219. <https://doi.org/10.1016/j.jmst.2020.04.046>
82. Kühn, O., Mančal, T., & Pullerits, T. (2020). Interpreting Fluorescence Detected Two-Dimensional Electronic Spectroscopy. *The Journal of Physical Chemistry Letters*, 11(3), 838-842. <https://doi.org/10.1021/acsc. jpclett.9b03851>
83. Agmell, M., Bushlya, V., M'Saoubi, R., Gutnichenko, O., Zaporozhets, O., Laakso, S. V., & Ståhl, J. E. (2020). Investigation of mechanical and thermal loads in pcBN tooling during machining of Inconel 718. *International Journal of Advanced Manufacturing Technology*, 107, 1451–1462. <https://doi.org/10.1007/s00170-020-05081-8>
84. Tang, L., Cao, Z., & Pan, J. (2020). Investigation on the thermal-hydraulic performance in a PCHE with airfoil fins for supercritical LNG near the pseudo-critical temperature under the rolling condition. *Applied Thermal Engineering*, 175, [115404]. <https://doi.org/10.1016/j.applthermaleng.2020.115404>

85. Eremchev, I. Y., Tarasevich, A. O., Li, J., Naumov, A. V., & Scheblykin, I. G. (2020). Lack of Photon Antibunching Supports Supertrap Model of Photoluminescence Blinking in Perovskite Sub-Micrometer Crystals. *Advanced Optical Materials*. <https://doi.org/10.1002/adom.202001596>
86. Oksenberg, E., Merdasa, A., Houben, L., Kaplan-Ashiri, I., Rothman, A., Scheblykin, I. G., Unger, E. L., & Joselevich, E. (2020). Large lattice distortions and size-dependent bandgap modulation in epitaxial halide perovskite nanowires. *Nature Communications*, 11, [489]. <https://doi.org/10.1038/s41467-020-14365-2>
87. Barrigón, E., Hrachowina, L., & Borgström, M. T. (2020). Light current-voltage measurements of single, as-grown, nanowire solar cells standing vertically on a substrate. *Nano Energy*, 78, [105191]. <https://doi.org/10.1016/j.nanoen.2020.105191>
88. Ghosh, S., Shi, Q., Pradhan, B., Mushtaq, A., Acharya, S., Karki, K. J., Pullerits, T., & Pal, S. K. (2020). Light-induced defect healing and strong many-body interactions in formamidinium lead bromide perovskite nanocrystals. *Journal of Physical Chemistry Letters*, 11(4), 1239-1246. <https://doi.org/10.1021/acs.jpcllett.9b03818>
89. Tornberg, M., Maliakkal, C. B., Jacobsson, D., Dick, K. A., & Johansson, J. (2020). Limits of III-V Nanowire Growth Based on Droplet Dynamics. *Journal of Physical Chemistry Letters*, 11(8), 2949-2954. <https://doi.org/10.1021/acs.jpcllett.0c00387>
90. Colvin, J., Ciechonski, R., Gustafsson, A., Samuelson, L., Ohlsson, B. J., & Timm, R. (2020). Local defect-enhanced anodic oxidation of reformed GaN nanowires. *Physical Review Materials*, 4(7), [074603]. <https://doi.org/10.1103/PhysRevMaterials.4.074603>
91. Mamidala, S. R., Persson, K-M., Borg, M., & Wernersson, L-E. (2020). Low-Power Resistive Memory Integrated on III-V Vertical Nanowire MOSFETs on Silicon. *IEEE Electron Device Letters*, 41(9), 1432-1435. [9154433]. <https://doi.org/10.1109/LED.2020.3013674>
92. Liu, Y. P., Södergren, L., Mousavi, S. F., Liu, Y., Lindelöw, F., Lind, E., Timm, R., & Mikkelsen, A. (2020). Low temperature scanning tunneling microscopy and spectroscopy on laterally grown In_xGa_{1-x}As nanowire devices. *Applied Physics Letters*, 117(16), [163101]. <https://doi.org/10.1063/5.0021520>
93. Johansson, J., Persson, H., Ståhl, J. E., Zhou, J. M., Bushlya, V., & Schultheiss, F. (2020). Machinability evaluation of low-lead brass alloys. *Procedia Manufacturing*, 38, 1723-1730. <https://doi.org/10.1016/j.promfg.2020.01.102>
94. Jünger, C., Delagrèze, R., Chevallier, D., Lehmann, S., Dick, K. A., Thelander, C., Klinovaja, J., Loss, D., Baumgartner, A., & Schönenberger, C. (2020). Magnetic-Field-Independent Subgap States in Hybrid Rashba Nanowires. *Physical Review Letters*, 125(1), [017701]. <https://doi.org/10.1103/PhysRevLett.125.017701>
95. Annby-Andersson, B., Samuelsson, P., Maisi, V. F., & Potts, P. P. (2020). Maxwell's demon in a double quantum dot with continuous charge detection. *Physical Review B*, 101(16), [165404]. <https://doi.org/10.1103/PhysRevB.101.165404>
96. Wang, Z., Ji, J., Lin, W., Yao, Y., Zheng, K., & Liang, Z. (2020). Mechanistic Investigation into Dynamic Function of Third-Component Incorporated in Ternary Near-Infrared Nonfullerene Organic Solar Cells. *Advanced Functional Materials*, 30(31), [2001564]. <https://doi.org/10.1002/adfm.202001564>
97. Örneke, C., Larsson, A., Harlow, G. S., Zhang, F., Kroll, R., Carlà, F., Hussain, H., Kivisäkk, U., Engelberg, D. L., Lundgren, E., & Pan, J. (2020). Metastable precursor structures in hydrogen-infused super duplex stainless steel microstructure – An operando diffraction experiment. *Corrosion Science*, 176, [109021]. <https://doi.org/10.1016/j.corsci.2020.109021>

98. Södergren, L., Garigapati, N. S., Borg, M., & Lind, E. (2020). Mobility of near surface MOVPE grown InGaAs/InP quantum wells. *Applied Physics Letters*, 117(1), [013102]. <https://doi.org/10.1063/5.0006530>
99. Meng, J., Lan, Z., Abdellah, M., Yang, B., Mossin, S., Liang, M., Naumova, M., Shi, Q., Gutierrez Alvarez, S. L., Liu, Y., Lin, W., Castelli, I. E., Canton, S. E., Pullerits, T., & Zheng, K. (2020). Modulating Charge-Carrier Dynamics in Mn-Doped All-Inorganic Halide Perovskite Quantum Dots through the Doping-Induced Deep Trap States. *The Journal of Physical Chemistry Letters*, 11(9), 3705-3711. <https://doi.org/10.1021/acs.jpcllett.0c01050>
100. Nguyen, T. L. T., Nicolás, A. G., Edvinsson, T., Meng, J., Zheng, K., Abdellah, M., & Sá, J. (2020). Molecular linking selectivity on self-assembled metal-semiconductor nano-hybrid systems. *Nanomaterials*, 10(7), [1378]. <https://doi.org/10.3390/nano10071378>
101. Kawde, A., Annamalai, A., Sellstedt, A., Uhlig, J., Wågberg, T., Glatzel, P., & Messenger, J. (2020). More than protection: The function of TiO₂ interlayers in hematite functionalized Si photoanodes. *Physical Chemistry Chemical Physics*, 22(48), 28459-28467. <https://doi.org/10.1039/d0cp04280c>
102. Espinet-Gonzalez, P., Aberg, I., Borgstrom, M., Samuelson, L., Atwater, H. A., Barrigon, E., Chen, Y., Otnes, G., Vescovi, G., Mann, C., Lloyd, J. V., Walker, D., & Kelzenberg, M. D. (2020). Nanowire Solar Cells: A New Radiation Hard PV Technology for Space Applications. *IEEE Journal of Photovoltaics*, 10(2), 502-507. [8977473]. <https://doi.org/10.1109/JPHOTOV.2020.2966979>
103. Saeidi, A., Rosca, T., Memisevic, E., Stolichnov, I., Cavalieri, M., Wernersson, L. E., & Ionescu, A. M. (2020). Nanowire Tunnel FET with Simultaneously Reduced Subthermionic Subthreshold Swing and Off-Current due to Negative Capacitance and Voltage Pinning Effects. *Nano Letters*, 20(5), 3255-3262. <https://doi.org/10.1021/acs.nanolett.9b05356>
104. Nariyangadu, S. B., Choedak, T., Malar, E. J. P., Chen, J., Thyraug, E., Kumar, P., Zhou, J., Yechuri, V., Pal, S. K., Lidin, S., Thangadhorai, K. N., Karki, K. J., & Pullerits, T. (2020). New nonlinear optical crystal of rhodamine 590 acid phthalate. *ACS Omega*, 5(33), 20863-20873. <https://doi.org/10.1021/acsomega.0c02303>
105. Zhong, J. H., Vogelsang, J., Yi, J. M., Wang, D., Wittenbecher, L., Mikaelsson, S., Korte, A., Chimeh, A., Arnold, C. L., Schaaf, P., Runge, E., Huillier, A. L., Mikkelsen, A., & Lienau, C. (2020). Nonlinear plasmon-exciton coupling enhances sum-frequency generation from a hybrid metal/semiconductor nanostructure. *Nature Communications*, 11(1), [1464]. <https://doi.org/10.1038/s41467-020-15232-w>
106. Vainorius, N., Lehmann, S., Dick, K. A., & Pistol, M. E. (2020). Non-resonant Raman scattering of wurtzite GaAs and InP nanowires. *Optics Express*, 28(8), 11016-11022. <https://doi.org/10.1364/OE.386597>
107. Naidjonoka, P., Hernandez, M. A., Pálsson, G. K., Heinrich, F., Stålbrand, H., & Nylander, T. (2020). On the interaction of softwood hemicellulose with cellulose surfaces in relation to molecular structure and physicochemical properties of hemicellulose. *Soft Matter*, 16(30), 7063-7076. <https://doi.org/10.1039/d0sm00264j>
108. McKibbin, S. R., Colvin, J., Troian, A., Knutsson, J. V., Webb, J. L., Otnes, G., Dirscherl, K., Sezen, H., Amati, M., Gregoratti, L., Borgström, M. T., Mikkelsen, A., & Timm, R. (2020). Operando Surface Characterization of InP Nanowire p-n Junctions. *Nano Letters*, 20(2), 887-895. <https://doi.org/10.1021/acs.nanolett.9b03529>
109. Chen, Y., Anttu, N., Sivakumar, S., Gompou, E., & Magnusson, M. H. (2020). Optical far-field extinction of a single GaAs nanowire towards in situ size control of aerotaxy nanowire growth. *Nanotechnology*, 31(13). <https://doi.org/10.1088/1361-6528/ab5fe4>

110. Lu, J. S., Kudo, T., Louis, B., Bresolí-Obach, R., Scheblykin, I. G., Hofkens, J., & Masuhara, H. (2020). Optical Force-Induced Dynamics of Assembling, Rearrangement, and Three-Dimensional Pistol-like Ejection of Microparticles at the Solution Surface. *Journal of Physical Chemistry C*, 124(49), 27107–27117. <https://doi.org/10.1021/acs.jpcc.0c07735>
111. Hjort, F., Khalilian, M., Bengtsson, J., Bengths, M., Gustavsson, J., Gustafsson, A., Samuelson, L., & Haglund, Å. (2020). Optical microprism cavities based on dislocation-free GaN. *Applied Physics Letters*, 117(23), [231107]. <https://doi.org/10.1063/5.0032967>
112. Delgado Carrascon, R., Tran, D. Q., Sukkaew, P., Mock, A., Ciecchonski, R., Ohlsson, J., Zhu, Y., Hultin, O., Monemar, B., Paskov, P. P., Samuelson, L., & Darakchieva, V. (2020). Optimization of GaN Nanowires Reformation Process by Metalorganic Chemical Vapor Deposition for Device-Quality GaN Templates. *Physica Status Solidi (B) Basic Research*, 257(4), [1900581]. <https://doi.org/10.1002/pssb.201900581>
113. Antoniazzi, I., Chagas, T., Matos, M. J. S., Marçal, L. A. B., Soares, E. A., Mazzoni, M. S. C., Miwa, R. H., Lopes, J. M. J., Malachias, Â., Magalhães-Paniago, R., & Oliveira, M. H. (2020). Oxygen intercalated graphene on SiC(0001): Multiphase SiO_x layer formation and its influence on graphene electronic properties. *Carbon*, 167, 746-759. <https://doi.org/10.1016/j.carbon.2020.05.064>
114. Bendtsen, K. M., Gren, L., Malmborg, V. B., Shukla, P. C., Tunér, M., Essig, Y. J., Kraus, A. M., Clausen, P. A., Berthing, T., Loeschner, K., Jacobsen, N. R., Wolff, H., Pagels, J., & Vogel, U. B. (2020). Particle characterization and toxicity in C57BL/6 mice following instillation of five different diesel exhaust particles designed to differ in physicochemical properties. *Particle and Fibre Toxicology*, 17(1), [38]. <https://doi.org/10.1186/s12989-020-00369-9>
115. Weng, W., Li, S., Costa, M., & Li, Z. (2020). Particle temperature and potassium release during combustion of single pulverized biomass char particles. *Proceedings of the Combustion Institute*. <https://doi.org/10.1016/j.proci.2020.06.170>
116. Kamal, M. A., Petukhov, A. V., & Pal, A. (2020). Path-Dependent Self-Assembly of Magnetic Anisotropic Colloidal Peanuts. *Journal of Physical Chemistry B*, 124(27), 5754-5760. <https://doi.org/10.1021/acs.jpccb.0c03771>
117. Lindvall, R., Lenrick, F., Persson, H., M'Saoubi, R., Ståhl, J. E., & Bushlya, V. (2020). Performance and wear mechanisms of PCD and pcBN cutting tools during machining titanium alloy Ti6Al4V. *Wear*, 454-455, [203329]. <https://doi.org/10.1016/j.wear.2020.203329>
118. Hofmann, A., Karlewski, C., Heimes, A., Reichl, C., Wegscheider, W., Schön, G., Ensslin, K., Ihn, T., & Maisi, V. F. (2020). Phonon spectral density in a GaAs/AlGaAs double quantum dot. *Physical Review Research*, 2(3), [033230]. <https://doi.org/10.1103/PhysRevResearch.2.033230>
119. Tang, Y., Liang, M., Zhang, M., Honarfar, A., Zou, X., Abdellah, M., Pullerits, T., Zheng, K., & Chi, Q. (2020). Photodetector Based on Spontaneously Grown Strongly Coupled MAPbBr₃/N-rGO Hybrids Showing Enhanced Performance. *ACS Applied Materials and Interfaces*, 12(1), 858-867. <https://doi.org/10.1021/acsami.9b18598>
120. Honarfar, A., Mourad, H., Lin, W., Polukeev, A., Rahaman, A., Abdellah, M., Chábera, P., Pankratova, G., Gorton, L., Zheng, K., & Pullerits, T. (2020). Photoexcitation dynamics in electrochemically charged CdSe quantum dots: From hot carrier cooling to auger recombination of negative trions. *ACS Applied Energy Materials*, 3(12), 12525–12531. <https://doi.org/10.1021/acsaem.0c02478>
121. Olsson, T. B., Abariute, L., Hrachowina, L., Barrigón, E., Volpati, D., Limpert, S., Otnes, G., Borgström, M. T., & Prinz, C. N. (2020). Photovoltaic nanowires affect human lung cell proliferation under illumination conditions. *Nanoscale*, 12, 14237-14244. <https://doi.org/10.1039/c9nr07678f>

122. Cao, Z., Wu, Z., & Sundén, B. (2020). Pool Boiling of NOVEC-649 on Microparticle-Coated and Nanoparticle-Coated Surfaces. *Heat Transfer Engineering*.
<https://doi.org/10.1080/01457632.2020.1818419>
123. Preger, C., Overgaard, N. C., Messing, M. E., & Magnusson, M. H. (2020). Predicting the deposition spot radius and the nanoparticle concentration distribution in an electrostatic precipitator. *Aerosol Science and Technology*, 54(6), 718-728. <https://doi.org/10.1080/02786826.2020.1716939>
124. Saideh, I., Finkelstein-Shapiro, D., Noûs, C., Pullerits, T., & Keller, A. (2020). Projection-based adiabatic elimination of bipartite open quantum systems. *Physical Review A*, 102(3), [032212].
<https://doi.org/10.1103/PhysRevA.102.032212>
125. Björling, A., Kalbfleisch, S., Kahnt, M., Sala, S., Parfeniukas, K., Vogt, U., Carbone, G., & Johansson, U. (2020). Ptychographic characterization of a coherent nanofocused X-ray beam. *Optics Express*, 28(4), 5069-5076. <https://doi.org/10.1364/OE.386068>
126. Schropp, A., Dohrmann, R., Botta, S., Bruckner, D., Kahnt, M., Lyubomirskiy, M., Ossig, C., Scholz, M., Seyrich, M., Stuckelberger, M. E., Wiljes, P., Wittwer, F., Garrevoet, J., Falkenberg, G., Fam, Y., Sheppard, T. L., Grunwaldtd, J. D., & Schroer, C. G. (2020). PtyNAMi: Ptychographic nano-analytical microscope. *Journal of Applied Crystallography*, 53, 957-971.
<https://doi.org/10.1107/S1600576720008420>
127. Weng, W., Li, S., Costa, M., & Li, Z. (2020). Quantitative imaging of potassium release from single burning pulverized biomass char particles. *Fuel*, 264, [116866].
<https://doi.org/10.1016/j.fuel.2019.116866>
128. Bi, Z., Lu, T., Colvin, J., Sjögren, E., Vainorius, N., Gustafsson, A., Johansson, J., Timm, R., Lenrick, F., Wallenberg, R., Monemar, B., & Samuelson, L. (2020). Realization of Ultrahigh Quality InGaN Platelets to be Used as Relaxed Templates for Red Micro-LEDs. *ACS Applied Materials and Interfaces*, 12(15), 17845-17851. <https://doi.org/10.1021/acsami.0c00951>
129. Henningsson, N. A., Hall, S. A., Wright, J. P., & Hektor, J. (2020). Reconstructing intragranular strain fields in polycrystalline materials from scanning 3DXRD data. *Journal of Applied Crystallography*, 53, 314-325. <https://doi.org/10.1107/S1600576720001016>
130. Persson, A. E. O., Athle, R., Littow, P., Persson, K. M., Svensson, J., Borg, M., & Wernersson, L. E. (2020). Reduced annealing temperature for ferroelectric HZO on InAs with enhanced polarization. *Applied Physics Letters*, 116(6), [062902]. <https://doi.org/10.1063/1.5141403>
131. Op De Beeck, M., Troein, C., Siregar, S., Gentile, L., Abbondanza, G., Peterson, C., Persson, P., & Tunlid, A. (2020). Regulation of fungal decomposition at single-cell level. *ISME Journal*, 14(4), 896-905. <https://doi.org/10.1038/s41396-019-0583-9>
132. Dobrovolsky, A., Merdasa, A., Li, J., Hirslandt, K., Unger, E. L., & Scheblykin, I. G. (2020). Relating Defect Luminescence and Nonradiative Charge Recombination in MAPbI3 Perovskite Films. *Journal of Physical Chemistry Letters*, 11(5), 1714-1720. <https://doi.org/10.1021/acs.jpcclett.9b03878>
133. Bengtsson, Å. U. J., Ekström, J. C., Wang, X., Jurgilaitis, A., Pham, V-T., Kroon, D., & Larsson, J. (2020). Repetitive non-thermal melting as a timing monitor for femtosecond pump/probe X-ray experiments. *Structural Dynamics*, 7(5), 054303. <https://doi.org/10.1063/4.0000020>
134. Naumova, M. A., Kalinko, A., Wong, J. W. L., Abdellah, M., Geng, H., Domenichini, E., Meng, J., Gutierrez, S. A., Mante, P. A., Lin, W., Zalden, P., Galler, A., Lima, F., Kubicek, K., Biednov, M., Britz, A., Checchia, S., Kabanova, V., Wulff, M., ... Canton, S. E. (2020). Revealing Hot and Long-Lived Metastable Spin States in the Photoinduced Switching of Solvated Metallogrid Complexes with

Femtosecond Optical and X-ray Spectroscopies. *The Journal of Physical Chemistry Letters*, 11(6), 2133-2141. <https://doi.org/10.1021/acs.jpcclett.9b03883>

135. Wang, X., Ekström, J. C., Bengtsson, Å. U. J., Jarnac, A., Jurgilaitis, A., Pham, V-T., Kroon, D., Enquist, H., & Larsson, J. (2020). Role of Thermal Equilibrium Dynamics in Atomic Motion during Nonthermal Laser-Induced Melting. *Physical Review Letters*, 124(10). <https://doi.org/10.1103/PhysRevLett.124.105701>
136. Wang, Q., Holt, C., Nylander, T., & Ma, Y. (2020). Salt partition, ion equilibria, and the structure, composition, and solubility of micellar calcium phosphate in bovine milk with added calcium salts. *Journal of Dairy Science*, 103(11), 9893-9905. <https://doi.org/10.3168/jds.2020-18829>
137. Potts, H., Leijnse, M., Burke, A., Nilsson, M., Lehmann, S., Dick, K. A., & Thelander, C. (2020). Selective tuning of spin-orbital Kondo contributions in parallel-coupled quantum dots. *Physical Review B*, 101(11), [115429]. <https://doi.org/10.1103/PhysRevB.101.115429>
138. Zhang, Y., Hrachowina, L., Barrigon, E., Åberg, I., & Borgström, M. (2020). Self-Limiting Polymer Exposure for Vertical Processing of Semiconductor Nanowire-Based Flexible Electronics. *ACS Applied Nano Materials*, 3(8), 7743-7749. <https://doi.org/10.1021/acsanm.0c01314>
139. Ali, F., Ajmal, H. M. S., & Khan, W. (2020). Self-powered photo-thermo electrochemical sensor for harvesting of low photo thermal energy. *Energy Sources, Part A: Recovery, Utilization and Environmental Effects*. <https://doi.org/10.1080/15567036.2020.1859649>
140. Nolvi, M., Brogårdh, C., Jacobsson, L., & Lexell, J. (2020). Sense of Coherence and the association with sociodemographics and disability related factors in persons with late effects of polio. *PM and R*, 12(2), 154-160. <https://doi.org/10.1002/pmrj.12190>
141. Santos, A. J., Lacroix, B., Blanco, E., Hurand, S., Gómez, V. J., Paumier, F., Girardeau, T., Huffaker, D. L., García, R., & Morales, F. M. (2020). Simultaneous Optical and Electrical Characterization of GaN Nanowire Arrays by Means of Vis-IR Spectroscopic Ellipsometry. *Journal of Physical Chemistry C*, 124(2), 1535-1543. <https://doi.org/10.1021/acs.jpcc.9b10556>
142. Malm, E., Wikmark, H., Pfau, B., Villanueva-Perez, P., Rudawski, P., Peschel, J., Maclot, S., Schneider, M., Eisebitt, S., Mikkelsen, A., L'Huillier, A., & Johnsson, P. (2020). Singleshot polychromatic coherent diffractive imaging with a high-order harmonic source. *Optics Express*, 28(1), 394-404. <https://doi.org/10.1364/OE.28.000394>
143. Bushlya, V., Petrusha, I., Gutnichenko, O., Osipov, O., M'Saoubi, R., Turkevich, V., & Ståhl, J. E. (2020). Sintering of binderless cubic boron nitride and its modification by β -Si₃N₄ additive for hard machining applications. *International Journal of Refractory Metals and Hard Materials*, 86, [105100]. <https://doi.org/10.1016/j.ijrmhm.2019.105100>
144. Slipchenko, K. V., Stratiichuk, D. A., Turkevich, V. Z., Bilyavyna, N. M., Bushlya, V. M., & Ståhl, J. E. (2020). Sintering of BN Based Composites with ZrC and Al under High Temperatures and Pressures. *Journal of Superhard Materials*, 42(4), 229-234. <https://doi.org/10.3103/S1063457620040103>
145. Slipchenko, K. V., Stratiichuk, D. A., Turkevich, V. Z., Belyavina, N. M., Bushlya, V. M., & Ståhl, J. E. (2020). Sintering of cBN Based Materials with a TaC Binder for Cutting Tool Application. *Journal of Superhard Materials*, 42(2), 51-57. <https://doi.org/10.3103/S1063457620020112>
146. Stratiichuk, D. A., Slipchenko, K. V., Turkevich, V. Z., Belyavina, N. M., Bushlya, V. M., & Ståhl, J. E. (2020). Sintering of Superhard cBN-Based Materials with Ti₄WC₅. *Journal of Superhard Materials*, 42(6), 371-376. <https://doi.org/10.3103/S1063457620060118>

147. Scheblykin, I. G. (2020). Small Number of Defects per Nanostructure Leads to “Digital” Quenching of Photoluminescence: The Case of Metal Halide Perovskites. *Advanced Energy Materials*, 10(46), [2001724]. <https://doi.org/10.1002/aenm.202001724>
148. Makarov, S., Pikuz, S., Ryazantsev, S., Pikuz, T., Buzmakov, A., Rose, M., Lazarev, S., Senkbeil, T., Von Gundlach, A., Stuhr, S., Rumancev, C., Dzhigaev, D., Skopintsev, P., Zaluzhnyy, I., Viefhaus, J., Rosenhahn, A., Kodama, R., & Vartanyants, I. A. (2020). Soft X-ray diffraction patterns measured by a LiF detector with sub-micrometre resolution and an ultimate dynamic range. *Journal of Synchrotron Radiation*, 27, 625-632. <https://doi.org/10.1107/S160057752000219>
149. Bi, C., Sun, X., Huang, X., Wang, S., Yuan, J., Wang, J. X., Pullerits, T., & Tian, J. (2020). Stable CsPb1-xZn xI3 Colloidal Quantum Dots with Ultralow Density of Trap States for High-Performance Solar Cells. *Chemistry of Materials*, 32(14), 6105-6113. <https://doi.org/10.1021/acs.chemmater.0c01750>
150. Dzhigaev, D., Svensson, J., Krishnaraja, A., Zhu, Z., Ren, Z., Liu, Y., Kalbfleisch, S., Björling, A., Lenrick, F., Balogh, Z. I., Hammarberg, S., Wallentin, J., Timm, R., Wernersson, L. E., & Mikkelsen, A. (2020). Strain mapping inside an individual processed vertical nanowire transistor using scanning X-ray nanodiffraction. *Nanoscale*, 12(27), 14487-14493. <https://doi.org/10.1039/d0nr02260h>
151. Dombi, P., Pápa, Z., Vogelsang, J., Yalunin, S. V., Sivi, M., Herink, G., Schäfer, S., Groß, P., Ropers, C., & Lienau, C. (2020). Strong-field nano-optics. *Reviews of Modern Physics*, 92(2), [025003]. <https://doi.org/10.1103/REVMODPHYS.92.025003>
152. Olsson, M., Lenrick, F., Msaoubi, R., Larsson, H., Markström, A., Petrusha, I., Ståhl, J.-E., & Bushlya, V. (2020). Study of wear mechanisms of cemented carbide tools during machining of single-phase niobium. *Wear*, 450-451, [203244]. <https://doi.org/10.1016/j.wear.2020.203244>
153. Klementieva, O., Sandt, C., Martinsson, I., Kansiz, M., Keppler Gouras, G., & Borondics, F. (2020). Super-Resolution Infrared Imaging of Polymorphic Amyloid Aggregates Directly in Neurons. *Advanced Science*, [1903004]. <https://doi.org/10.1002/advs.201903004>
154. Albertin, S., Gustafson, J., Zhou, J., Pfaff, S., Shipilin, M., Blomberg, S., Merte, L. R., Gutowski, O., Dippel, A. C., Zetterberg, J., Lundgren, E., & Hejral, U. (2020). Surface optical reflectance combined with x-ray techniques during gas-surface interactions. *Journal of Physics D: Applied Physics*, 53(22), [224001]. <https://doi.org/10.1088/1361-6463/ab77df>
155. Lu, Y., Choi, B., Nylander, T., Bergenståhl, B., & Nilsson, L. (2020). Surface rheology and morphology of beer protein and iso-humulone at air-liquid surface. *Food Hydrocolloids*, 108, [105897]. <https://doi.org/10.1016/j.foodhyd.2020.105897>
156. Jafari Jam, R., Persson, A., Barrigon, E., Heurlin, M., Geijselaers, I., Gomez, V., Hultin, O., Samuelson, L., Borgström, M., & Pettersson, H. (2020). Template-assisted vapour-liquid-solid growth of InP nanowires on (001) InP and Si substrates. *Nanoscale*, 12(2), 888-894. <https://doi.org/10.1039/c9nr08025b>
157. Weng, W., Feuk, H., Li, S., Richter, M., Alden, M., & Li, Z. (2020). Temporal temperature measurement on burning biomass pellets using phosphor thermometry and two-line atomic fluorescence. *Proceedings of the Combustion Institute*. <https://doi.org/10.1016/j.proci.2020.06.095>
158. Johansson, J., Overgaard, N. C., & Magnusson, M. H. (2020). The compositional homogeneity of the metal particle during vapor-liquid-solid growth of nanowires. *Scientific Reports*, 10(1), [11041]. <https://doi.org/10.1038/s41598-020-67618-x>
159. Rumiantseva, Y. Y., Bushlya, V. N., & Turkevich, V. Z. (2020). The Influence of SiC and Al₂O₃ Whiskers on the Properties of Whisker-Reinforced cBN-Based Composites. *Journal of Superhard Materials*, 41(6), 377-387. <https://doi.org/10.3103/S1063457619060029>

160. Sandrino, B., Jochelavicius, K., Volpati, D., Barbosa, S. C., Nobre, T. M., & Oliveira, O. N. (2020). The prion fragment PrP106-127 adopts a secondary structure typical of aggregated fibrils in langmuir monolayers of brain lipid extract. *Chemistry and Physics of Lipids*, 230, [104930]. <https://doi.org/10.1016/j.chemphyslip.2020.104930>
161. Abb, M. J. S., Weber, T., Langsdorf, D., Koller, V., Gericke, S. M., Pfaff, S., Busch, M., Zetterberg, J., Preobrajenski, A., Grönbeck, H., Lundgren, E., & Over, H. (2020). Thermal Stability of Single-Crystalline IrO₂(110) Layers: Spectroscopic and Adsorption Studies. *Journal of Physical Chemistry C*, 124(28), 15324-15336. <https://doi.org/10.1021/acs.jpcc.0c04373>
162. Björling, A., Marçal, L. A. B., Solla-Gullón, J., Wallentin, J., Carbone, D., & Maia, F. R. N. C. (2020). Three-Dimensional Coherent Bragg Imaging of Rotating Nanoparticles. *Physical Review Letters*, 125(24), [246101]. <https://doi.org/10.1103/PhysRevLett.125.246101>
163. Örnek, C., Larsson, A., Harlow, G. S., Zhang, F., Kroll, R., Carlà, F., Hussain, H., Kivisäkk, U., Engelberg, D. L., Lundgren, E., & Pan, J. (2020). Time-resolved grazing-incidence X-ray diffraction measurement to understand the effect of hydrogen on surface strain development in super duplex stainless steel. *Scripta Materialia*, 187, 63-67. <https://doi.org/10.1016/j.scriptamat.2020.05.061>
164. Yang, X., Kahnt, M., Bruckner, D., Schropp, A., Fam, Y., Becher, J., Grunwaldt, J. D., Sheppard, T. L., & Schroer, C. G. (2020). Tomographic reconstruction with a generative adversarial network. *Journal of Synchrotron Radiation*, 27, 486-493. <https://doi.org/10.1107/S1600577520000831>
165. Krishnaraja, A., Svensson, J., Memisevic, E., Zhu, Z., Persson, A. R., Lind, E., Wallenberg, L. R., & Wernersson, L. E. (2020). Tuning of Source Material for InAs/InGaAsSb/GaSb Application-Specific Vertical Nanowire Tunnel FETs. *ACS Applied Electronic Materials*, 2(9), 2882-2887. <https://doi.org/10.1021/acsaelm.0c00521>
166. Toupalas, G., Karlsson, J., Black, F. A., Masip-Sánchez, A., López, X., Ben M'Barek, Y., Blanchard, S., Proust, A., Alves, S., Chabera, P., Clark, I. P., Pullerits, T., Poblet, J. M., Gibson, E. A., & Izzet, G. (2020). Tuning Photoinduced Electron Transfer in POM-Bodipy Hybrids by Controlling the Environment: Experiment and Theory. *Angewandte Chemie - International Edition*. <https://doi.org/10.1002/anie.202014677>
167. Tagliabue, G., DuChene, J. S., Abdellah, M., Habib, A., Gosztola, D. J., Hattori, Y., Cheng, W. H., Zheng, K., Canton, S. E., Sundararaman, R., Sá, J., & Atwater, H. A. (2020). Ultrafast hot-hole injection modifies hot-electron dynamics in Au/p-GaN heterostructures. *Nature Materials*, 19(12), 1312-1318. <https://doi.org/10.1038/s41563-020-0737-1>
168. Mante, P-A., Lehmann, S., Finkelstein Shapiro, D., Lee, K., Wallentin, J., Borgström, M., & Yartsev, A. (2020). Ultrafast Optical Generation of Coherent Bright and Dark Surface Phonon Polaritons in Nanowires. *ACS Photonics*, 7(8), 1923-1931. <https://doi.org/10.1021/acsp Photonics.0c00537>
169. Wan, F., Bohr, S. S. R., Kłodzińska, S. N., Jumaa, H., Huang, Z., Nylander, T., Thygesen, M. B., Sørensen, K. K., Jensen, K. J., Sternberg, C., Hatzakis, N., & Mørck Nielsen, H. (2020). Ultrasmall TPGS-PLGA Hybrid Nanoparticles for Site-Specific Delivery of Antibiotics into *Pseudomonas aeruginosa* Biofilms in Lungs. *ACS Applied Materials and Interfaces*, 12(1), 380-389. <https://doi.org/10.1021/acsaami.9b19644>
170. Barrigón, E., Zhang, Y., Hrachowina, L., Otnes, G., & Borgström, M. T. (2020). Unravelling processing issues of nanowire-based solar cell arrays by use of electron beam induced current measurements. *Nano Energy*, 71, [104575]. <https://doi.org/10.1016/j.nanoen.2020.104575>

171. Kilpi, O-P., Hellenbrand, M., Svensson, J., Lind, E., & Wernersson, L-E. (2020). Vertical nanowire III-V MOSFETs with improved high-frequency gain. *Electronics Letters*, 56(13), 669 - 671. <https://doi.org/10.1049/el.2020.0266>
172. Gómez, V. J., Graczyk, M., Jam, R. J., Lehmann, S., & Maximov, I. (2020). Wafer-scale nanofabrication of sub-100 nm arrays by deep-UV displacement Talbot lithography. *Nanotechnology*, 31(29), [295301]. <https://doi.org/10.1088/1361-6528/ab8764>
173. Goodacre, D., Blum, M., Buechner, C., Hoek, H., Gericke, S. M., Jovic, V., Franklin, J. B., Kittiwatanakul, S., Söhnel, T., Bluhm, H., & Smith, K. E. (2020). Water adsorption on vanadium oxide thin films in ambient relative humidity. *Journal of Chemical Physics*, 152(4), [044715]. <https://doi.org/10.1063/1.5138959>
174. Davtyan, A., Kriegner, D., Holý, V., AlHassan, A., Lewis, R. B., McDermott, S., Geelhaar, L., Bahrami, D., Anjum, T., Ren, Z., Richter, C., Novikov, D., Müller, J., Butz, B., & Pietsch, U. (2020). X-ray diffraction reveals the amount of strain and homogeneity of extremely bent single nanowires. *Journal of Applied Crystallography*, 53, 1310-1320. <https://doi.org/10.1107/S1600576720011516>
175. Cheng, Y. C., Mikaelsson, S., Nandi, S., Rämisch, L., Guo, C., Harth, A., Vogelsang, J., Miranda, M., Arnold, C. L., L'Huillier, A., & Gisselbrecht, M. (2020). Can we break the symmetry along the polarization axis in photoionization? In *Attosecond Physics (7 ed., Vol. 1412)*. [072034] (*Journal of Physics: Conference Series*). IOP Publishing. <https://doi.org/10.1088/1742-6596/1412/7/072034>
176. Porro, G., Keim, K., Cappai, G., Beech, J. P., Tegenfeldt, J. O., & Guiducci, C. (2020). Deterministic lateral displacement systems with arrayed three-dimensional electrodes for tunable particle sorting. In *MicroTAS 2020 - 24th International Conference on Miniaturized Systems for Chemistry and Life Sciences* (pp. 655-656). (MicroTAS 2020 - 24th International Conference on Miniaturized Systems for Chemistry and Life Sciences). Chemical and Biological Microsystems Society.
177. Ström, O. E., Beech, J. P., & Tegenfeldt, J. O. (2020). DNA concentration wave formation in pillar arrays. In *MicroTAS 2020 - 24th International Conference on Miniaturized Systems for Chemistry and Life Sciences* (pp. 240-241). (MicroTAS 2020 - 24th International Conference on Miniaturized Systems for Chemistry and Life Sciences). Chemical and Biological Microsystems Society.
178. Beech, J. P., Ho, B. D., Ström, O., & Tegenfeldt, J. O. (2020). Electrokinetic wall effect mechanisms and applications. In *MicroTAS 2020 - 24th International Conference on Miniaturized Systems for Chemistry and Life Sciences* (pp. 42-43). (MicroTAS 2020 - 24th International Conference on Miniaturized Systems for Chemistry and Life Sciences). Chemical and Biological Microsystems Society.
179. Slipchenko, K., Stratiichuk, D., Belyavina, N., Turkevich, V., Bushlya, V., & Stahl, J. E. (2020). Evolution of the Microstructure and Mechanical Properties of cBN-Based Cutting Tools with Silicides Compounds as Binder Phase. In K. Safsten, & F. Elgh (Eds.), *SPS2020 - Proceedings of the Swedish Production Symposium* (pp. 428-438). (Advances in Transdisciplinary Engineering; Vol. 13). IOS Press. <https://doi.org/10.3233/ATDE200180>
180. Ho, B. D., Beech, J. P., & Tegenfeldt, J. O. (2020). High throughput extracellular vesicle sorting using electrokinetic deterministic lateral displacement. In *MicroTAS 2020 - 24th International Conference on Miniaturized Systems for Chemistry and Life Sciences* (pp. 637-638). (MicroTAS 2020 - 24th International Conference on Miniaturized Systems for Chemistry and Life Sciences). Chemical and Biological Microsystems Society.
181. Prinz, C. N. (2020). Nanostructures for probing and transfecting living cells. In *MicroTAS 2020 - 24th International Conference on Miniaturized Systems for Chemistry and Life Sciences* (pp. 24-25).

(MicroTAS 2020 - 24th International Conference on Miniaturized Systems for Chemistry and Life Sciences). Chemical and Biological Microsystems Society.

182. Winge, D. O., Limpert, S., Linke, H., Borgstrom, M. T., Webb, B., Heinze, S., & Mikkelsen, A. (2020). Optoelectronic III-V nanowire implementation of a neural network in a shared waveguide. In 2020 International Conference on Numerical Simulation of Optoelectronic Devices, NUSOD 2020 (pp. 99-100). [9217753] (Proceedings of the International Conference on Numerical Simulation of Optoelectronic Devices, NUSOD; Vol. 2020-September). IEEE Computer Society. <https://doi.org/10.1109/NUSOD49422.2020.9217753>
183. Krishnaraja, A., Svensson, J., & Wernersson, L. E. (2020). Vertical InAs/InGaAsSb/GaSb Nanowire Tunnel FETs on Si with Drain Field-Plate and EOT = 1 nm Achieving $S_{min} = 32$ mV/dec and $gm/ID = 100$ V⁻¹. In 2020 IEEE Silicon Nanoelectronics Workshop, SNW 2020 (pp. 17-18). [9131656] Institute of Electrical and Electronics Engineers Inc.. <https://doi.org/10.1109/SNW50361.2020.9131656>
184. Toniato, A., Gotsmann, B., Lind, E., & Zota, C. B. (2020). Weyl Semi-Metal-Based High-Frequency Amplifiers. In 2019 IEEE International Electron Devices Meeting, IEDM [8993575] (Technical Digest - International Electron Devices Meeting, IEDM; Vol. 2019-December). Institute of Electrical and Electronics Engineers Inc.. <https://doi.org/10.1109/IEDM19573.2019.8993575>
185. Yan, Y., Pullerits, T., Zheng, K., & Liang, Z. (2020). Advancing Tin Halide Perovskites: Strategies toward the ASnX₃ Paradigm for Efficient and Durable Optoelectronics. *ACS Energy Letters*, 5(6), 2052-2086. <https://doi.org/10.1021/acsenergylett.0c00577>
186. Hochstetter, A., Vernekar, R., Austin, R. H., Becker, H., Beech, J. P., Fedosov, D. A., Gompper, G., Kim, S. C., Smith, J. T., Stolovitzky, G., Tegenfeldt, J. O., Wunsch, B. H., Zeming, K. K., Krüger, T., & Inglis, D. W. (2020). Deterministic Lateral Displacement: Challenges and Perspectives. *ACS Nano*, 14(9), 10784-10795. <https://doi.org/10.1021/acsnano.0c05186>
187. Jin, H., Debroye, E., Keshavarz, M., Scheblykin, I. G., Roeffaers, M. B. J., Hofkens, J., & Steele, J. A. (2020). It's a trap! on the nature of localised states and charge trapping in lead halide perovskites. *Materials Horizons*, 7(2), 397-410. <https://doi.org/10.1039/c9mh00500e>
188. Harlow, G. S., Lundgren, E., & Escudero-Escribano, M. (2020). Recent advances in surface x-ray diffraction and the potential for determining structure-sensitivity relations in single-crystal electrocatalysis. *Current Opinion in Electrochemistry*, 23, 162-173. <https://doi.org/10.1016/j.coelec.2020.08.005>
189. Lenton, S., Wang, Q., Nylander, T., Teixeira, S., & Holt, C. (2020). Structural biology of calcium phosphate nanoclusters sequestered by phosphoproteins. *Crystals*, 10(9), [755]. <https://doi.org/10.3390/cryst10090755>
190. Linke, H., Höcker, B., Furuta, K., Forde, N. R., & Curmi, P. M. G. (2020). Synthetic biology approaches to dissecting linear motor protein function: towards the design and synthesis of artificial autonomous protein walkers. *Biophysical Reviews*, 12(4), 1041-1054. <https://doi.org/10.1007/s12551-020-00717-1>

Myfab Lund Doctoral Theses

1. Shi, Q. (2020). Phase Modulation Two-Photon Microscopy of Hybrid Halide Perovskite. (Media-Tryck ed.). Lund University.
2. Hellenbrand, M. (2020). Electrical Characterisation of III-V Nanowire MOSFETs. Department of Electrical and Information Technology, Lund University.
3. Lindelöw, F. (2020). III-V Nanowires for High-Speed Electronics. (Series of licentiate and doctoral theses, 1654-790X ed.). Lund University.
4. Preger, C. (2020). Magnetic-field-directed Self-assembly of Multifunctional Aerosol Nanoparticles. Department of Physics, Lund University.
5. Chayanun, L. (2020). Nanowire devices for X-ray detection. Lund University.

Myfab Uppsala Peer Reviewed Journal and Conference Papers

1. Afewerki, S., Wang, X., Ruiz-Esparza, G. U., Tai, C.-W., Kong, X., Zhou, S., ... Strømme, M. (2020). Combined Catalysis for Engineering Bioinspired, Lignin-Based, Long-Lasting, Adhesive, Self-Mending, Antimicrobial Hydrogels. *ACS Nano*, 14(12), 17004–17017. <https://doi.org/10.1021/acsnano.0c06346>
2. Ahmed, T., & Edvinsson, T. (2020). Optical Quantum Confinement in Ultrasmall ZnO and the Effect of Size on Their Photocatalytic Activity. *The Journal of Physical Chemistry C*, 124(11), 6395–6404. <https://doi.org/10.1021/acs.jpcc.9b11229>
3. Aktekin, B., Massel, F., Ahmadi, M., Valvo, M., Hahlin, M., Zipprich, W., ... Brandell, D. (2020). How Mn/Ni Ordering Controls Electrochemical Performance in High-Voltage Spinel $\text{LiNi}_{0.44}\text{Mn}_{1.56}\text{O}_4$ with Fixed Oxygen Content. *ACS Applied Energy Materials*, 3(6), 6001–6013. <https://doi.org/10.1021/acsaem.0c01075>
4. Ali, H., Negi, D. S., Warnatz, T., Hjörvarsson, B., Ruzs, J., & Leifer, K. (2020). Atomic resolution energy-loss magnetic chiral dichroism measurements enabled by patterned apertures. 2(2). <https://doi.org/10.1103/PhysRevResearch.2.023330>
5. Alvebratt, C., Dening, T. J., Åhlén, M., Cheung, O., Strømme, M., Gogoll, A., ... Bergström, C. A. S. (2020). In Vitro Performance and Chemical Stability of Lipid-Based Formulations Encapsulated in a Mesoporous Magnesium Carbonate Carrier. *Pharmaceutics*, 12(5). <https://doi.org/10.3390/pharmaceutics12050426>
6. Andersson, R., Hernández, G., Edström, K., & Mindemark, J. (2020). Micro versus Nano : Impact of Particle Size on the Flow Characteristics of Silicon Anode Slurries. *ENERGY TECHNOLOGY*, 8(7). <https://doi.org/10.1002/ente.202000056>
7. Anil Kumar, P., Nag, A., Mathieu, R., Das, R., Ray, S., Nordblad, P., ... Sarma, D. D. (2020). Magnetic polarons and spin-glass behavior in insulating $\text{La}_{1-x}\text{Sr}_x\text{CoO}_3$ ($x = 0.125$ and 0.15). *PHYSICAL REVIEW RESEARCH*, 2(4). <https://doi.org/10.1103/PhysRevResearch.2.043344>
8. Asfaw, H. D., Tai, C.-W., Valvo, M., & Younesi, R. (2020). Facile synthesis of hard carbon microspheres from polyphenols for sodium-ion batteries : insight into local structure and interfacial kinetics. *Materials Today Energy*, 18. Published. <https://doi.org/10.1016/j.mtener.2020.100505>
9. Atak, G., Bayrak Pehlivan, I., Montero, J., Primetzhofer, D., Granqvist, C. G., & Niklasson, G. A. (2020). Electrochromism of nitrogen-doped tungsten oxide thin films. *Materials Today*, 33(6), 2434–2439. <https://doi.org/10.1016/j.matpr.2020.01.332>
10. Aziz, I., Liao, W.-C., Aliakbari, H., & Simon, W. (2020). Compact and Low Cost Linear Antenna Array for Millimeter Wave Automotive Radar Applications. 2020 14th European Conference on Antennas and Propagation (EuCAP). Presented at the 14th European Conference on Antennas and Propagation (EuCAP), 15-20 March 2020, Copenhagen, Denmark. <https://doi.org/10.23919/EuCAP48036.2020.9135772>
11. Baba, E. M., Montero, J. A., Moldarev, D., Moro, M. V., Wolff, M., Primetzhofer, D., ... Karazhanov, S. (2020). Preferential Orientation of Photochromic Gadolinium Oxyhydride Films. *Molecules*, 25(14). <https://doi.org/10.3390/molecules25143181>
12. Baba, E. M., Montero, J. A., Strugovshchikov, E., Zayim, E. O., & Karazhanov, S. (2020). Light-induced breathing in photochromic yttrium oxyhydrides. *Physical Review Materials*, 4(2). <https://doi.org/10.1103/PhysRevMaterials.4.025201>

13. Bardos, L., & Barankova, H. (2020). Radio frequency powered spiral hollow cathodes. *Vacuum*, 175. Published. <https://doi.org/10.1016/j.vacuum.2020.109241>
14. Bayrak Pehlivan, I., Malm, U., Neretnieks, P., Glösen, A., Müller, M., Welter, K., ... Edvinsson, T. (2020). The climatic response of thermally integrated photovoltaic-electrolysis water splitting using Si and CIGS combined with acidic and alkaline electrolysis. *Sustainable Energy & Fuels*, 4(12), 6011–6022. <https://doi.org/10.1039/d0se01207f>
15. Beiler, A. M., McCarthy, B. D., Johnson, B. A., & Ott, S. (2020). Enhancing photovoltages at p-type semiconductors through a redox-active metal-organic framework surface coating. *Nature Communications*, 11. Published. <https://doi.org/10.1038/s41467-020-19483-5>
16. Berastegui, P., Riekehr, L., & Jansson, U. (2020). Magnetron Sputtering of Nanolaminated Cr₂AlB₂. *Coatings*, 10(8). <https://doi.org/10.3390/coatings10080735>
17. Berg, C., Unosson, E., Engqvist, H., & Xia, W. (2020). Amorphous Calcium Magnesium Phosphate Particles for Treatment of Dentin Hypersensitivity : A Mode of Action Study. *ACS BIOMATERIALS SCIENCE & ENGINEERING*, 6(6), 3599–3607. <https://doi.org/10.1021/acsbiomaterials.0c00262>
18. Berg, C., Unosson, E., Riekehr, L., Xia, W., & Engqvist, H. (2020). Electron microscopy evaluation of mineralization on peritubular dentin with amorphous calcium magnesium phosphate microspheres. *Ceramics International*, 46(11), 19469–19475. <https://doi.org/10.1016/j.ceramint.2020.04.295>
19. Bergfelt, A., Hernández, G., Mogensen, R., Lacey, M. J., Mindemark, J., Brandell, D., & Bowden, T. M. (2020). A Mechanical Robust yet highly Conductive Diblock Copolymer-based Solid Polymer Electrolyte for Room Temperature Structural Battery Applications. *ACS Applied Polymer Materials*, 2(2), 939–948. <https://doi.org/10.1021/acsapm.9b01142>
20. Björklund, E., Göttliger, M., Edström, K., Younesi, R., & Brandell, D. (2020). Sulfolane-Based Ethylene Carbonate-Free Electrolytes for LiNi_{0.6}Mn_{0.2}Co_{0.2}O₂-Li₄Ti₅O₁₂ Batteries. *BATTERIES & SUPERCAPS*, 3(2), 201–207. <https://doi.org/10.1002/batt.201900124>
21. Bozal-Ginesta, C., Pullen, S., Ott, S., & Hammarström, L. (2020). Self-Recovery of Photochemical H₂ Evolution with a Molecular Diiron Catalyst Incorporated in a UiO-66 Metal-Organic Framework. *ChemPhotoChem*, 4(4), 287–290. <https://doi.org/10.1002/cptc.201900273>
22. Bruckner, B., Hans, M., Nyberg, T., Greczynski, G., Bauer, P., & Primetzhofer, D. (2020). Electronic excitation of transition metal nitrides by light ions with keV energies. *Journal of Physics*, 32(40). <https://doi.org/10.1088/1361-648X/ab8cd9>
23. Buvailo, H., Pavliuk, M. V., Makhankova, V., Kokozay, V., Bon, V., Mijangos, E., ... Jezierska, J. (2020). Facile one-pot synthesis of hybrid compounds based on decavanadate showing water oxidation activity. *Inorganic Chemistry Communications*, 119. Published. <https://doi.org/10.1016/j.inoche.2020.108111>
24. Böö, K., Qiu, R., Forslund, A., Bäcke, O., Larsson, H., Lindahl, E., ... von Fieandt, L. (2020). Chemical vapor deposition of TiN on a CoCrFeNi multi-principal element alloy substrate. *Surface & Coatings Technology*, 393. Published. <https://doi.org/10.1016/j.surfcoat.2020.125778>
25. Carter, S.-S., Atif, A. R., Kadekar, S., Lanekoff, I., Engqvist, H., Varghese, O. P., ... Mestres, G. (2020). PDMS leaching and its implications for on-chip studies focusing on bone regeneration applications. *Organs-on-a-Chip*, 2. Published. <https://doi.org/10.1016/j.ooc.2020.100004>
26. Carter, S.-S., Barbe, L., Tenje, M., & Mestres, G. (2020a). Exploring microfluidics as a tool to evaluate the biological properties of a titanium alloy under dynamic conditions. *Biomaterials Science*, 8, 6309–6321. <https://doi.org/10.1039/d0bm00964d>

27. Carter, S.-S., Barbe, L., Tenje, M., & Mestres, G. (2020b). On-chip evaluation of the biological properties of medical-grade titanium. Presented at the EUROoC conference (online), International conference on organs-on-chip, Uppsala, Sweden, July 8-9, 2020. Retrieved from <http://urn.kb.se/resolve?urn=urn:nbn:se:uu:diva-417049>
28. Chai, Z., Mattsson, A., Tesfamhret, Y., Österlund, L., & Zhu, J.-F. (2020). Ni–Ag Nanostructure-Modified Graphitic Carbon Nitride for Enhanced Performance of Solar-Driven Hydrogen Production from Ethanol. *ACS Applied Energy Materials*, 3(10), 10131–10138. <https://doi.org/10.1021/acsaem.0c01838>
29. Chareev, D. A., Evstigneeva, P., Phuyal, D., Man, G. J., Rensmo, H., Vasiliev, A. N., & Abdel-Hafiez, M. (2020). Growth of Transition-Metal Dichalcogenides by Solvent Evaporation Technique. *Crystal Growth & Design*, 20(10), 6930–6938. <https://doi.org/10.1021/acs.cgd.0c00980>
30. Chen, S., Knaus, J., Luo, J., Spinnrock, A., Sturm, E. V., & Coelfen, H. (2020). Inorganic Porous Bulk Discs as a Matrix for Thin-Layer Chromatography and Translucent Hard Composite Materials. *ACS Applied Materials and Interfaces*, 12(3), 3727–3735. <https://doi.org/10.1021/acsaem.9b17607>
31. Chen, S., Luo, C., Zhang, Y., Xu, J., Hu, Q., Zhang, Z., & Guo, G. (2020). Current gain enhancement for silicon-on-insulator lateral bipolar junction transistors operating at liquid-helium temperature. *IEEE Electron Device Letters*, 41(6), 800–803. <https://doi.org/10.1109/LED.2020.2985674>
32. Chien, Y.-C., Menon, A. S., Brant, W., Brandell, D., & Lacey, M. (2020). Simultaneous Monitoring of Crystalline Active Materials and Resistance Evolution in Lithium-Sulfur Batteries. *Journal of the American Chemical Society*, 142(3), 1449–1456. <https://doi.org/10.1021/jacs.9b11500>
33. Ciuciulkaite, A., Mishra, K., Moro, M. V., Chioar, I.-A., Rowan-Robinson, R. M., Parchenko, S., ... Kapaklis, V. (2020). Magnetic and all-optical switching properties of amorphous TbxCo100-x alloys. *Physical Review Materials*, 4(10). <https://doi.org/10.1103/PhysRevMaterials.4.104418>
34. Comparotto, C., Davydova, A., Ericson, T., Riekehr, L., Moro, M. V., Kubart, T., & Scragg, J. J. (2020). Chalcogenide Perovskite BaZrS3 : Thin Film Growth by Sputtering and Rapid Thermal Processing. *ACS Applied Energy Materials*, 3(3), 2762–2770. <https://doi.org/10.1021/acsaem.9b02428>
35. Czub, J., Shtender, V., Przewoznik, J., Zarzecka, A., Hoser, A., & Gondek, L. (2020). On the properties of the novel CeMgNi2T2 (T = Co, Cu) alloys and their hydrides. *Journal of Alloys and Compounds*, 814. Published. <https://doi.org/10.1016/j.jallcom.2019.152244>
36. Das, G. K., Basu, S., Mandal, B., Mitra, D., Augustine, R., & Mitra, M. (2020). Gain-enhancement technique for wearable patch antenna using grounded metamaterial. *IET Microwaves, Antennas & Propagation*, 14(15), 2045–2052. <https://doi.org/10.1049/iet-map.2020.0083>
37. Das, S., Mitra, D., Mandal, B., & Augustine, R. (2020). Implantable antenna gain enhancement using liquid metal-based reflector. *Applied Physics A*, 126(9). <https://doi.org/10.1007/s00339-020-03862-2>
38. David, D. G. F., Godet, C., Johansson, F. O. L., & Lindblad, A. (2020). Quantitative analysis of plasmon excitations in hard x-ray photoelectron spectra of bulk black phosphorus. *Applied Surface Science*, 505. Published. <https://doi.org/10.1016/j.apsusc.2019.144385>
39. Dayen, J.-F., Ray, S. J., Karis, O., Vera-Marun, I. J., & Kamalakar, M. V. (2020). [Review of Two-dimensional van der Waals spinterfaces and magnetic-interfaces]. *APPLIED PHYSICS REVIEWS*, 7(1). <https://doi.org/10.1063/1.5112171>
40. Dettenrieder, C., Türkmen, D., Mattsson, A., Österlund, L., Karlsson, M., & Mizaikoff, B. (2020). Determination of volatile organic compounds in water by attenuated total reflection infrared

spectroscopy and diamond-like carbon coated silicon wafers. *Chemosensors*, 8(3), 1–17.
<https://doi.org/10.3390/chemosensors8030075>

41. Diez-Escudero, A., Harlin, H., Isaksson, P., & Persson, C. (2020). Porous polylactic acid scaffolds for bone regeneration : A study of additively manufactured triply periodic minimal surfaces and their osteogenic potential. *Journal of Tissue Engineering*, 11. Published.
<https://doi.org/10.1177/2041731420956541>
42. Dobrovetska, O., Saldan, I., Orovčík, L., Karlsson, D., Häggblad Sahlberg, M., Semenyuk, Y., ... Stelmakhovych, B. (2020). Electrocatalytic activity of Pd-Au nanoalloys during methanol oxidation reaction. *International Journal of Hydrogen Energy*, 45(7), 4444–4456.
<https://doi.org/10.1016/j.ijhydene.2019.12.029>
43. Ebadi, M., Eriksson, T., Mandal, P., Costa, L. T., Araujo, C. M., Mindemark, J., & Brandell, D. (2020). Restricted Ion Transport by Plasticizing Side Chains in Polycarbonate-Based Solid Electrolytes. *Macromolecules*, 53(3), 764–774. <https://doi.org/10.1021/acs.macromol.9b01912>
44. Elo, R., Jacobson, S., & Kubart, T. (2020). Tailoring residual stresses in CrNx films on alumina and silicon deposited by high-power impulse magnetron sputtering. *Surface & Coatings Technology*, 397. Published. <https://doi.org/10.1016/j.surfcoat.2020.125990>
45. Ericsson, A., Pacheco, V., Sahlberg, M., Lindwall, J., Hallberg, H., & Fisk, M. (2020). Transient nucleation in selective laser melting of Zr-based bulk metallic glass. *Materials & Design*, 195. Published. <https://doi.org/10.1016/j.matdes.2020.108958>
46. Ewald, J., Blankenburg, J., Worm, M., Besch, L., Unger, R. E., Tremel, W., ... Pohlit, H. (2020). Acid-Cleavable Poly(ethylene glycol) Hydrogels Displaying Protein Release at pH 5. *Chemistry - A European Journal*, 26(13), 2947–2953. <https://doi.org/10.1002/chem.201905310>
47. Fan, L., Zhang, B., Qiu, Z., Dharanipragada, N. V. R. A., Timmer, B. J. J., Zhang, F., ... Sun, L. (2020). Molecular Functionalization of NiO Nanocatalyst for Enhanced Water Oxidation by Electronic Structure Engineering. *ChemSusChem*, 13(22), 5901–5909. <https://doi.org/10.1002/cssc.202001716>
48. Fernandes, A. B., Pavliuk, M. V., Paun, C., Carvalho, A. C., Nomura, C. S., Lewin, E., ... Bastos, E. L. (2020). Recoverable and Reusable Polymer Microbead-Supported Metal Nanocatalysts for Redox Chemical Transformations. *ACS APPLIED NANO MATERIALS*, 3(2), 1722–1730.
<https://doi.org/10.1021/acsanm.9b02433>
49. Ferraz, N. (2020). From the forest to clinical use: Nanocellulose hydrogels for wound care. Webinar Series BiotecORT 2020. Presented at the Webinar series BiotecORT, Universidad ORT, Montevideo, Uruguay. 6th October 2020 (Zoom). Retrieved from <http://urn.kb.se/resolve?urn=urn:nbn:se:uu:diva-429104>
50. Filho, L., Schmidt, S., Goyenola, C., Skjöldebrand, C., Engqvist, H., Högberg, H., ... Persson, C. (2020). The effect of N, C, Cr, and Nb content on silicon nitride coatings for joint applications. *Materials*, 13(8). <https://doi.org/10.3390/ma13081896>
51. Fornell, A., Liu, Z., & Tenje, M. (2020). Optimisation of the droplet split design for high acoustic particle enrichment in droplet microfluidics. *Microelectronic Engineering*, 226. Published.
<https://doi.org/10.1016/j.mee.2020.111303>
52. Fornell, A., Söderbäck, P., Liu, Z., Moreira, M., & Tenje, M. (2020). Fabrication of Silicon Microfluidic Chips for Acoustic Particle Focusing Using Direct Laser Writing. *Micromachines*, 11(2).
<https://doi.org/10.3390/mi11020113>

53. Fritze, S., Hans, M., Riekehr, L., Osinger, B., Lewin, E., Schneider, J. M., & Jansson, U. (2020). Influence of Carbon on Microstructure and Mechanical Properties of Magnetron Sputtered TaW Coatings. *Materials & Design*, 196. Published. <https://doi.org/10.1016/j.matdes.2020.109070>
54. Fu, L., Engqvist, H., & Xia, W. (2020). [Review of Glass-Ceramics in Dentistry : A Review]. *Materials*, 13(5). <https://doi.org/10.3390/ma13051049>
55. Gebresenbut, G. H., Shiino, T., Eklof, D., Joshi, D. C., Denoel, F., Mathieu, R., ... Gómez, C. P. (2020). Atomic-Scale Tuning of Tsai-Type Clusters in RE-Au-Si Systems (RE = Gd, Tb, Ho). *Inorganic Chemistry*, 59(13), 9152–9162. <https://doi.org/10.1021/acs.inorgchem.0c01023>
56. George, S., Kádas, K., Jönsson, P., Muscas, G., Magnus, F., Eriksson, O., ... Andersson, G. (2020). Local structure in amorphous SmxCo_{1-x} : a combined experimental and theoretical study. *Journal of Materials Science*, 55, 12488–12498. <https://doi.org/10.1007/s10853-020-04848-4>
57. Ghorai, S., Skini, R., Hedlund, D., Ström, P., & Svedlindh, P. (2020). Field induced crossover in critical behaviour and direct measurement of the magnetocaloric properties of $\text{La}_{0.4}\text{Pr}_{0.3}\text{Ca}_{0.1}\text{Sr}_{0.2}\text{MnO}_3$. *Scientific Reports*, 10. Published. <https://doi.org/10.1038/s41598-020-76321-w>
58. Ghoreishi, F. S., Ahmadi, V., Poursalehi, R., SamadPour, M., Johansson, M. B., Boschloo, G., & Johansson, E. M. J. (2020). Enhanced performance of $\text{CH}_3\text{NH}_3\text{PbI}_3$ perovskite solar cells via interface modification using phenyl ammonium iodide derivatives. *Journal of Power Sources*, 473. Published. <https://doi.org/10.1016/j.jpowsour.2020.228492>
59. Glied, M., Görlin, M., Gocyla, M., Klingenhof, M., Bergmann, A., Selve, S., ... Strasser, P. (2020). Solute Incorporation at Oxide-Oxide Interfaces Explains How Ternary Mixed-Metal Oxide Nanocrystals Support Element-Specific Anisotropic Growth. *Advanced Functional Materials*, 30(10). <https://doi.org/10.1002/adfm.201909054>
60. Glinka, A., Gierszewski, M., Gierczyk, B., Burdzinski, G., Michaels, H., Freitag, M., & Ziolek, M. (2020). Interface Modification and Exceptionally Fast Regeneration in Copper Mediated Solar Cells Sensitized with Indoline Dyes. *The Journal of Physical Chemistry C*, 124(5), 2895–2906. <https://doi.org/10.1021/acs.jpcc.9b11778>
61. Guillard, L., Chen, W.-C., Cattoni, A., Goffard, J., Riekehr, L., Keller, J., ... Collin, S. (2020). Reflective Back Contacts for Ultrathin $\text{Cu}(\text{In,Ga})\text{Se}_2$ -Based Solar Cells. *IEEE Journal of Photovoltaics*, 10(1), 250–254. <https://doi.org/10.1109/JPHOTOV.2019.2945196>
62. Grini, S., Aboulfadl, H., Ross, N., Persson, C., Platzer Björkman, C., Thuvander, M., & Vines, L. (2020). Dynamic Impurity Redistributions in Kesterite Absorbers. *Physica Status Solidi. B, Basic Research*, 257(6). <https://doi.org/10.1002/pssb.202000062>
63. Gugole, M., Olsson, O., Xiong, K., Blake, J. C., Montero Amenedo, J., Bayrak Pehlivan, I., ... Dahlin, A. (2020). High-Contrast Switching of Plasmonic Structural Colors : Inorganic versus Organic Electrochromism. *ACS Photonics*, 7(7), 1762–1772. <https://doi.org/10.1021/acsphotonics.0c00394>
64. Gupta, R., Behera, N., Venugopal, V. A., Basu, S., Puri, A. K., Ström, P., ... Kumar, A. (2020). Engineering of spin mixing conductance at Ru/FeCo/Ru interfaces : Effect of Re doping. *Physical Review B. Condensed Matter and Materials Physics*, 101(2). <https://doi.org/10.1103/PhysRevB.101.024401>
65. Görlin, M., Halldin Stenlid, J., Koroidov, S., Wang, H.-Y., Börner, M., Shipilin, M., ... Diaz-Morales, O. (2020). Key activity descriptors of nickel-iron oxygen evolution electrocatalysts in the presence of alkali metal cations. *Nature Communications*, 11. Published. <https://doi.org/10.1038/s41467-020-19729-2>

66. Hakim, C., Sabi, N., Ma, L. A., Dahbi, M., Brandell, D., Edström, K., ... Younesi, R. (2020). Understanding the redox process upon electrochemical cycling of the P2-Na_{0.78}Co_{1/2}Mn_{1/3}Ni_{1/6}O₂ electrode material for sodium-ion batteries. *COMMUNICATIONS CHEMISTRY*, 3. Published. <https://doi.org/10.1038/s42004-020-0257-6>
67. Han, Y., Li, H., Jafri, S. H. M., Ossipov, D. A., Hilborn, J., & Leifer, K. (2020). Optimization and analysis of pyrene-maltose functionalized graphene surfaces for Con A detection. *Applied Surface Science*, 510. Published. <https://doi.org/10.1016/j.apsusc.2020.145409>
68. Hank, A. M., Nyamupangedengu, C., Mutuma, B. K., Li, H., Coville, N. J., Leifer, K., & Sigalas, L. (2020). Comparative Characterisation of CNS/Epoxy and BN/Epoxy Nanodielectrics using Electrical Tree PD Measurements and Atomic Force Microscopy. *International Journal of Engineering Research in Africa*, 48, 24–37. <https://doi.org/10.4028/www.scientific.net/JERA.48.24>
69. Hassila, C. J., Harlin, P., & Wiklund, U. (2020). Influence of Nitrogen Content on Microstructure and Mechanical Properties of Laser Powder Bed Fusion Processed Alloy 625. *World PM 2020*, 27/6-1/7 2020, Montreal, Kanada. Presented at the World PM 2020, 27/6-1/7 2020, Montreal, Kanada. Retrieved from <http://urn.kb.se/resolve?urn=urn:nbn:se:uu:diva-436937>
70. Heldin, M., & Wiklund, U. (2020). Defibration mechanisms and energy consumption in the grinding zone – a lab scale equipment and method to evaluate groundwood pulping tools. *Nordic Pulp & Paper Research Journal*, 35(1), 25–33. <https://doi.org/10.1515/npprj-2019-0063>
71. Hendry, A., Åhlén, M., Fernandes, T., Cheung, O., & Sanna, A. (2020). Catalytic cracking of Etek lignin with zirconia supported metal-oxides for alkyl and alkoxy phenols recovery. *Bioresource Technology*, 317. Published. <https://doi.org/10.1016/j.biortech.2020.124008>
72. Hernández, G., Naylor, A. J., Chien, Y.-C., Brandell, D., Mindemark, J., & Edström, K. (2020). Elimination of Fluorination : The Influence of Fluorine-Free Electrolytes on the Performance of LiNi_{1/3}Mn_{1/3}Co_{1/3}O₂/Silicon-Graphite Li-Ion Battery Cells. *ACS SUSTAINABLE CHEMISTRY & ENGINEERING*, 8(27), 10041–10052. <https://doi.org/10.1021/acssuschemeng.0c01733>
73. Hulsart Billström, G., Stelzl, C., Procter, P., Pujari-Palmer, M., Insley, G., Engqvist, H., & Larsson, S. (2020). In vivo safety assessment of a bio-inspired bone adhesive. *Journal of Materials Science. Materials in Medicine*, 31(2). <https://doi.org/10.1007/s10856-020-6362-3>
74. Husain, S., Chen, X., Gupta, R., Behera, N., Kumar, P., Edvinsson, T., ... Sanyal, B. (2020). Large Damping-Like Spin–Orbit Torque in a 2D Conductive 1T-TaS₂ Monolayer. *Nano Letters (Print)*, 20(9), 6372–6380. <https://doi.org/10.1021/acs.nanolett.0c01955>
75. Husain, S., Gupta, R., Kumar, A., Kumar, P., Behera, N., Brucas, R., ... Svedlindh, P. (2020). [Review of Emergence of spin-orbit torques in 2D transition metal dichalcogenides : A status update]. *Applied Physics Reviews*, 7(4). <https://doi.org/10.1063/5.0025318>
76. Häggman, L., Lindblad, C., Cassel, A., & Persson, I. (2020). Complex Formation Between Zinc(II) and Alkyl-N-iminodiacetic Acids in Aqueous Solution and Solid State. *Journal of Solution Chemistry*, 49(9–10), 1279–1289. <https://doi.org/10.1007/s10953-020-01031-w>
77. Ivanko, I., Lindfors, T., Emanuelsson, R., & Sjödin, M. (2020). Conjugated redox polymer with poly(3,4-ethylenedioxythiophene) backbone and hydroquinone pendant groups as the solid contact in potassium-selective electrodes. *Sensors and Actuators. B, Chemical*. Published. <https://doi.org/10.1016/j.snb.2020.129231>
78. Ivanov, S. A., Stash, A. I., Riekehr, L., Chen, Y.-S., & Ye, Z.-G. (2020). Structure of Pb(Fe_{2/3}W_{1/3})O₃ single crystals with partial cation order. *Scientific Reports*, 10(1). <https://doi.org/10.1038/s41598-020-71438-4>

79. Jacobsson, T. J., Hultqvist, A., Svanström, S., Riekehr, L., Cappel, U. B., Unger, E., ... Boschloo, G. (2020). 2-Terminal CIGS-perovskite tandem cells : A layer by layer exploration. *Solar Energy*, 207, 270–288. <https://doi.org/10.1016/j.solener.2020.06.034>
80. Jafri, S. H. M., Hayat, A., Wallner, A., Sher, O., Orthaber, A., Ottosson, H., & Leifer, K. (2020). Nanomolecular electronic devices based on AuNP molecule nanoelectrodes using molecular place-exchange process. *Nanotechnology*, 31(22). <https://doi.org/10.1088/1361-6528/ab76e8>
81. Jana, S., Malik, R. S., Kvashnin, Y. O., Loch, I. L. M., Knut, R., Stefanuik, R., ... Karis, O. (2020). Analysis of the linear relationship between asymmetry and magnetic moment at the M edge of 3d transition metals. *Physical Review Research*, 2(1). <https://doi.org/10.1103/PhysRevResearch.2.013180>
82. Jia, D., Chen, J., Yu, M., Liu, J., Johansson, E., Hagfeldt, A., & Zhang, X. (2020). Dual Passivation of CsPbI₃ Perovskite Nanocrystals with Amino Acid Ligands for Efficient Quantum Dot Solar Cells. *Small*, 16(24). <https://doi.org/10.1002/sml.202001772>
83. Jia, Q., Li, C., Tian, W., Johansson, M. B., Johansson, E., & Yang, R. (2020). Large-Grained All-Inorganic Bismuth-Based Perovskites with Narrow Band Gap via Lewis Acid-Base Adduct Approach. *ACS Applied Materials and Interfaces*, 12(39), 43876–43884. <https://doi.org/10.1021/acsami.0c14512>
84. Johansson, F. O. L., Chen, X., Eriksson, O., Sanyal, B., & Lindblad, A. (2020). Interlayer Charge Transfer in Tin Disulfide : Orbital Anisotropy and Temporal Aspects. *Physical Review B*, 102(3). <https://doi.org/10.1103/PhysRevB.102.035165>
85. Johansson, F., Cappel, U. B., Fondell, M., Han, Y., Gorgoi, M., Leifer, K., & Lindblad, A. (2020). Tailoring Ultra-fast Charge Transfer in MoS₂. *Physical Chemistry, Chemical Physics - PCCP*, 22(18), 10335–10342. <https://doi.org/10.1039/d0cp00857e>
86. Johansson, M. B., Xie, L., Kim, B. J., Thyr, J., Kandra, T., Johansson, E. M. J., ... Boschloo, G. (2020). Highly crystalline MAPbI₃ perovskite grain formation by irreversible poor-solvent diffusion aggregation, for efficient solar cell fabrication. *Nano Energy*, 78. Published. <https://doi.org/10.1016/j.nanoen.2020.105346>
87. Johansson, S., Pohlit, H., Barbe, L., & Tenje, M. (2020). Integrated ITO electrodes for simultaneous transendothelial electrical impedance and optical monitoring. Presented at the EurOoCS 2020. Retrieved from <http://urn.kb.se/resolve?urn=urn:nbn:se:uu:diva-424453>
88. Johnson, B. A., & Ott, S. (2020). Diagnosing surface versus bulk reactivity for molecular catalysis within metal-organic frameworks using a quantitative kinetic model. *Chemical Science*, 11(28), 7468–7478. <https://doi.org/10.1039/d0sc02601h>
89. Johnson, B. A., Beiler, A. M., McCarthy, B. D., & Ott, S. (2020). [Review of Transport Phenomena : Challenges and Opportunities for Molecular Catalysis in Metal-Organic Frameworks]. *Journal of the American Chemical Society*, 142(28), 11941–11956. <https://doi.org/10.1021/jacs.0c02899>
90. Joksch, M., Agarwala, H., Ferro, M., Michalik, D., Spannenberg, A., & Beweries, T. (2020). A Comparative Study on the Thermodynamics of Halogen Bonding of Group 10 Pincer Fluoride Complexes. *Chemistry - A European Journal*, 26(16), 3571–3577. <https://doi.org/10.1002/chem.201904863>
91. Joshi, D. C., Gebresenbut, G. H., Gómez, C. P., & Mathieu, R. (2020). Memory and rejuvenation in a quasicrystal. *Europhysics Letters*, 132(2). <https://doi.org/10.1209/0295-5075/132/27002>
92. Jung, J., Jeong, S. H., Hjort, K., & Ryu, S. (2020). Investigation of thermal conductivity for liquid metal composites using the micromechanics-based mean-field homogenization theory. *Soft Matter*, 16(25), 5840–5847. <https://doi.org/10.1039/d0sm00279h>

93. Karlsson, D., Chou, C.-Y., Pettersson, N. H., Helander, T., Harlin, P., Sahlberg, M., ... Jansson, U. (2020). Additive manufacturing of the ferritic stainless steel SS441. *Additive Manufacturing*, 36. Published. <https://doi.org/10.1016/j.addma.2020.101580>
94. Kazuki, K., Akimoto, I., Isberg, J., & Naka, N. (2020). Diffusion-related lifetime and quantum efficiency of excitons in diamond. *Physical Review B. Condensed Matter and Materials Physics*, 102. Published. <https://doi.org/10.1103/PhysRevB.102.195204>
95. Keller, J., Bilousov, O. V., Neerken, J., Wallin, E., Martin, N. M., Riekehr, L., ... Platzer Björkman, C. (2020). Heavy Alkali Treatment of Post-Sulfurized Cu(In,Ga)Se₂ Layers : Effect on Absorber Properties and Solar Cell Performance. *Solar RRL*. Published. <https://doi.org/10.1002/solr.202000248>
96. Keller, J., Sopiha, K. V., Stolt, O., Stolt, L., Persson, C., Scragg, J. J. S., ... Edoff, M. (2020). Wide-gap (Ag,Cu)(In,Ga)Se₂ solar cells with different buffer materials—A path to a better heterojunction. *Progress in Photovoltaics*, 28, 237–250. <https://doi.org/10.1002/pip.3232>
97. Keller, J., Stolt, L., Sopiha, K., Larsen, J. K., Riekehr, L., & Edoff, M. (2020). On the Paramount Role of Absorber Stoichiometry in (Ag,Cu)(In,Ga)Se₂ Wide-Gap Solar Cells. *Solar RRL*, 4(12). <https://doi.org/10.1002/solr.202000508>
98. Khaji, Z., Klintberg, L., Palmer, K., & Thornell, G. (2020). Catalytic Effect of Platinum and Silver in a Hydrogen Peroxide Monopropellant Ceramic Microthruster. *Propulsion and Power Research*, 9(3), 216–224. <https://doi.org/10.1016/j.jprr.2020.08.003>
99. Kim, B. J., Kwon, S. L., Kim, M., Jin, Y. U., Lee, D. G., Jeon, J. B., ... Jung, H. S. (2020). High-Efficiency Flexible Perovskite Solar Cells Enabled by an Ultrafast Room-Temperature Reactive Ion Etching Process. *ACS Applied Materials and Interfaces*, 12(6), 7125–7134. <https://doi.org/10.1021/acsami.9b19030>
100. Kim, E. J., Ma, L. A., Duda, L., Pickup, D. M., Chadwick, A. V., Younesi, R., ... Armstrong, A. R. (2020). Oxygen Redox Activity through a Reductive Coupling Mechanism in the P3-Type Nickel-Doped Sodium Manganese Oxide. *ACS Applied Energy Materials*, 3(1), 184–191. <https://doi.org/10.1021/acsaeam.9b02171>
101. Kim, E. J., Ma, L. A., Pickup, D. M., Chadwick, A., V., Younesi, R., Maughan, P., ... Armstrong, A. R. (2020). Vacancy-Enhanced Oxygen Redox Reversibility in P3-Type Magnesium-Doped Sodium Manganese Oxide Na_{0.67}Mg_{0.2}Mn_{0.8}O₂. *ACS Applied Energy Materials*, 3(11), 10423–10434. <https://doi.org/10.1021/acsaeam.0c01352>
102. Kim, H., Mattinen, U., Guccini, V., Liu, H., Salazar-Alvarez, G., Lindstrom, R. W., ... Cornell, A. (2020). Feasibility of Chemically Modified Cellulose Nanofiber Membranes as Lithium-Ion Battery Separators. *ACS Applied Materials and Interfaces*, 12(37), 41211–41222. <https://doi.org/10.1021/acsami.0c08820>
103. Klintberg, L., Åkerfeldt, E., & Persson, A. (2020). Partial least squares modelling of spectroscopic data from microplasma emissions for determination of CO₂ concentration. *Plasma Research Express*, 2(4). <https://doi.org/10.1088/2516-1067/abd294>
104. Konishi, K., Akimoto, I., Matsuoka, H., Djurberg, V., Majdi, S., Isberg, J., & Naka, N. (2020). Low-temperature mobility-lifetime product in synthetic diamond. *Applied Physics Letters*, 117(21). <https://doi.org/10.1063/5.0031600>
105. Kontos, S., Ibrayeva, A., Leijon, J., Mörée, G., Frost, A. E., Schönström, L., ... Eriksson, S. (2020a). An overview of MnAl permanent magnets with a study on their potential in electrical machines. *Energies*, 13(21). <https://doi.org/10.3390/en13215549>

106. Kosyak, V., Ross, N., & Platzer Björkman, C. (2020). Current-voltage and capacitance study of light-induced metastabilities in CuZnSnS₂ thin film solar cells. *Journal of Physics D*, 53(18). <https://doi.org/10.1088/1361-6463/ab747e>
107. Kotnana, G., Sayed, F., Joshi, D. C., Barucca, G., Peddis, D., Mathieu, R., & Sarkar, T. (2020). Novel mixed precursor approach to prepare multiferroic nanocomposites with enhanced interfacial coupling. *Journal of Magnetism and Magnetic Materials*, 511. Published. <https://doi.org/10.1016/j.jmmm.2020.166792>
108. Kotronia, A., Asfaw, H. D., Tai, C.-W., Edström, K., & Brandell, D. (2020). Catalytically graphitized freestanding carbon foams for 3D Li-ion microbatteries. *Journal of Power Sources Advances*, 1, 100002. <https://doi.org/10.1016/j.powera.2020.100002>
109. Kubart, T., Aijaz, A., Andersson, J., Ferreira, F., Oliveira, J. C., Sobetskii, A., ... Vitelaru, C. (2020). High power impulse magnetron sputtering of diamond-like carbon coatings. *Journal of Vacuum Science & Technology. A. Vacuum, Surfaces, and Films*, 38(4). <https://doi.org/10.1116/6.0000070>
110. Kubart, T., Gudmundsson, J. T., & Lundin, D. (2020). Reactive high power impulse magnetron sputtering. In *High Power Impulse Magnetron Sputtering: Fundamentals, Technologies, Challenges and Applications* (1st ed., pp. 223–263). <https://doi.org/10.1016/B978-0-12-812454-3.00011-5>
111. Kumar, A., Behera, N., Gupta, R., Husain, S., Stopfel, H., Kapaklis, V., ... Svedlindh, P. (2020). Impact of the crystal orientation on spin-orbit torques in Fe/Pd bilayers. *Journal of Physics D*, 53(35). <https://doi.org/10.1088/1361-6463/ab8ed9>
112. Kumari, P., Majumder, S., Rani, S., Nair, A. K., Kumari, K., Kamalakar, M. V., & Ray, S. J. (2020). High efficiency spin filtering in magnetic phosphorene. *Physical Chemistry, Chemical Physics - PCCP*, 22(10), 5893–5901. <https://doi.org/10.1039/c9cp05390e>
113. Kwiatkowski, A., Chludzinski, T., Saidi, T., Welearegay, T. G., Lisset Jaimes-Mogollon, A., El Bari, N., ... Ionescu, R. (2020). Assessment of Electronic Sensing Techniques for the Rapid Identification of Alveolar Echinococcosis through Exhaled Breath Analysis. *Sensors*, 20(9). <https://doi.org/10.3390/s20092666>
114. Källquist, I., Martin, J.-F., Naylor, A. J., Baur, C., Fichtner, M., Colin, J.-F., ... Hahlin, M. (2020). Influence of Electrolyte Additives on the Degradation of Li₂VO₂F Li-Rich Cathodes. *The Journal of Physical Chemistry C*, 124(24), 12956–12967. <https://doi.org/10.1021/acs.jpcc.0c02840>
115. König, L., Absil, O., Delacroix, C., Lobet, M., Karlsson, M., Vargas Catálan, E., ... Habraken, S. (2020). Vortex Phase Masks of Topological Charge 4 and higher with Diamond Subwavelength Gratings. Presented at the Proceedings of the society of photo-optical instrumentation engineers (SPIE) 11451, SPIE ASTRONOMICAL TELESCOPES + INSTRUMENTATION, December 14-18, 2020, Online Only, California, USA. <https://doi.org/10.1117/12.2576166>
116. Landeke-Wilsmark, B., Nyholm, L., & Hägglund, C. (2020). Seeded Growth of Large-Area Arrays of Substrate Supported Au Nanoparticles Using Citrate and Hydrogen Peroxide. *Langmuir*, 36(24), 6848–6858. <https://doi.org/10.1021/acs.langmuir.0c00374>
117. Larsen, J. K., Scragg, J. J., Ross, N., & Platzer Björkman, C. (2020). Band Tails and Cu-Zn Disorder in Cu₂ZnSnS₄ Solar Cells. *ACS Applied Energy Materials*, 3(8), 7520–7526. <https://doi.org/10.1021/acsaem.0c00926>
118. Larsson, F., Keller, J., Olsson, J., Donzel-Gargand, O., Martin, N. M., Edoff, M., & Törndahl, T. (2020). Amorphous tin-gallium oxide buffer layers in (Ag,Cu)(In,Ga)Se₂ solar cells. *Solar Energy Materials and Solar Cells*, 215. Published. <https://doi.org/10.1016/j.solmat.2020.110647>

119. Larsson, F., Stolt, L., Hultqvist, A., Edoff, M., Keller, J., & Törndahl, T. (2020). Atomic Layer Deposition of Ternary Compounds on Cu(In,Ga)Se₂: An In Situ Quartz Crystal Microbalance Study. *ACS Applied Energy Materials*, 3(7), 7208–7215. <https://doi.org/10.1021/acsaem.0c01284>
120. Le, F., & Xia, W. (2020). Max Phases as Nanolaminate Materials: Chemical Composition, Microstructure, Synthesis, Properties and Applications. *Advanced Engineering Materials*. In press. Retrieved from <http://urn.kb.se/resolve?urn=urn:nbn:se:uu:diva-429571>
121. Lee, M., Park, I. J., Jeong, H., Kim, B. J., Yun, Y., Kim, H. J., ... Lee, S. (2020). Thermal-assisted photo-annealed TiO₂ thin films for perovskite solar cells fabricated under ambient air. *Applied Surface Science*, 530. Published. <https://doi.org/10.1016/j.apsusc.2020.147221>
122. Lee, M.-T., & Liu, H. (2020). The Surface Chemistry of Thin Lithium-Metal Electrodes in Lithium-Sulfur Cells. *Batteries & Supercaps*. Published. <https://doi.org/10.1002/batt.202000145>
123. Lewin, E. (2020). Multi-component and high-entropy nitride coatings: A promising field in need of a novel approach. *Journal of Applied Physics*, 127(16). <https://doi.org/10.1063/1.5144154>
124. Lewin, S., Åberg, J., Neuhaus, D., Engqvist, H., Ferguson, S. J., Öhman, C., ... Persson, C. (2020). Mechanical behaviour of composite calcium phosphate-titanium cranial implants: Effects of loading rate and design. *Journal of The Mechanical Behavior of Biomedical Materials*, 104. Published. <https://doi.org/10.1016/j.jmbbm.2020.103701>
125. Li, C., Wen, C., Zeng, R., Zeng, S., Qiu, Z.-J., Zhang, Z., ... Wu, D. (2020). Rapid Four-Point Sweeping Method to Investigate Hysteresis of MoS₂ FET. *IEEE Electron Device Letters*, 41(9), 1356–1359. <https://doi.org/10.1109/LED.2020.3008085>
126. Li, H., Duan, T., Haldar, S., Sanyal, B., Eriksson, O., Jafri, H., ... Leifer, K. (2020). Direct Writing of Lateral Fluorographene Nanopatterns with Tunable Bandgaps and Its Application in New Generation of Moiré Superlattice. *Applied Physics Reviews*, 7. Published. <https://doi.org/10.1063/1.5129948>
127. Li, S., Zeng, S., Wen, C., Barbe, L., Tenje, M., Zhang, Z., ... Zhang, S.-L. (2020). Dynamics of DNA Clogging in Hafnium Oxide Nanopores. *Journal of Physical Chemistry B*, 124(51), 11573–11583. <https://doi.org/10.1021/acs.jpcc.0c07756>
128. Li, S., Zeng, S., Zhang, Z., Hjort, K., & Zhang, S.-L. (2020). Visualization of DNA Translocation and Clogging Using Photoluminescent-Free Silicon Nanopore Arrays. Presented at the 2020 IEEE 20th International Conference on Nanotechnology (IEEE-NANO). <https://doi.org/10.1109/NANO47656.2020.9183512>
129. Liang, J., Qiu, P., Zhu, Y., Huang, H., Gao, Z., Zhang, Z., ... Chen, L. (2020). Crystalline Structure-Dependent Mechanical and Thermoelectric Performance in Ag₂Se_{1-x}S_x System. *RESEARCH*, 2020. Published. <https://doi.org/10.34133/2020/6591981>
130. Liao, X., Gao, L., Wang, Y., Xu, X., Khan, M. T., Chang, T., ... Svedlindh, P. (2020). Large exchange bias in magnetic shape memory alloys by tuning magnetic ground state and magnetic-field history. *Science China. Materials*, 63(7), 1291–1299. <https://doi.org/10.1007/s40843-020-1280-5>
131. Lindberg, S., Jeschke, S., Jankowski, P., Abdelhamid, M., Brousse, T., Le Bideau, J., ... Matic, A. (2020). Charge storage mechanism of alpha-MnO₂ in protic and aprotic ionic liquid electrolytes. *Journal of Power Sources*, 460. Published. <https://doi.org/10.1016/j.jpowsour.2020.228111>
132. Lindblad, R., Kjellsson, L., Couto, R. C., Timm, M., Bulow, C., Zamudio-Bayer, V., ... Rubensson, J.-E. (2020). X-Ray Absorption Spectrum of the N²⁽⁺⁾ Molecular Ion. *Physical Review Letters*, 124(20). <https://doi.org/10.1103/PhysRevLett.124.203001>

133. Liseev, T., Howe, A., Hoque, M. A., Gimbert-Surinach, C., Llobet, A., & Ott, S. (2020). Synthetic strategies to incorporate Ru-terpyridyl water oxidation catalysts into MOFs : direct synthesis vs. post-synthetic approach. *Dalton Transactions*, 49(39), 13753–13759. <https://doi.org/10.1039/d0dt01890b>
134. Liu, H., Naylor, A. J., Menon, A. S., Brant, W., Edström, K., & Younesi, R. (2020). Understanding the Roles of Tris(trimethylsilyl) Phosphite (TMSPi) in LiNi_{0.8}Mn_{0.1}Co_{0.1}O₂ (NMC811)/Silicon-Graphite (Si-Gr) Lithium-Ion Batteries. *Advanced Materials Interfaces*, 7(15). <https://doi.org/10.1002/admi.202000277>
135. Liu, Y., Kim, B. J., Wu, H., Yuan, L., Zhu, H., Liu, A., & Johansson, E. (2020). Flexible Lead Bromide Perovskite Solar Cells. *ACS Applied Energy Materials*, 3(10), 9817–9823. <https://doi.org/10.1021/acsaem.0c01473>
136. Lontchi, J., Zhukova, M., Kovacic, M., Krc, J., Chen, W.-C., Edoff, M., ... Flandre, D. (2020). Optimization of Back Contact Grid Size in Al₂O₃-Rear-Passivated Ultrathin CIGS PV Cells by 2-D Simulations. *IEEE Journal of Photovoltaics*, 10(6), 1908–1917. <https://doi.org/10.1109/JPHOTOV.2020.3012631>
137. Lopes, V. R., Strömme, M., & Ferraz, N. (2020). In Vitro Biological Impact of Nanocellulose Fibers on Human Gut Bacteria and Gastrointestinal Cells. *Nanomaterials*, 10(6). <https://doi.org/10.3390/nano10061159>
138. Maccaferri, N., Zubritskaya, I., Razdolski, I., Chioar, I.-A., Belotelov, V., Kapaklis, V., ... Dmitriev, A. (2020). Nanoscale magnetophotonics. *Journal of Applied Physics*, 127(8). <https://doi.org/10.1063/1.5100826>
139. Majdi, S., Djurberg, V., Suntornwipat, N., Gabrysch, M., & Isberg, J. (2020). Carrier Scattering Mechanisms : Identification via the Scaling Properties of the Boltzmann Transport Equation. *Advanced Theory and Simulations*. Epub ahead of print. <https://doi.org/10.1002/adts.202000103>
140. Mandal, B., Joseph, L., Ebrahimzadeh, J., Perez, M. D., Mitra, D., & Augustine, R. (2020). Low Profile Implantable Antenna for Fat Intra-Body Communication. 2020 14th European Conference on Antennas and Propagation (EuCAP). Presented at the 14th European Conference on Antennas and Propagation (EuCAP), MAR 15-20, 2020, Copenhagen, DENMARK. <https://doi.org/10.23919/EuCAP48036.2020.9135606>
141. Mantas, A., & Mihranyan, A. (2020). Dissolution Behavior of Flufenamic Acid in Heated Mixtures with Nanocellulose. *Molecules*, 25(6). <https://doi.org/10.3390/molecules25061277>
142. Mantas, A., Petit, M.-A., & Mihranyan, A. (2020). Directly Compressed Tablets of Free Acid Ibuprofen with Nanocellulose Featuring Enhanced Dissolution : A Side-by-Side Comparison with Commercial Oral Dosage Forms. *Pharmaceutics*, 12(1). <https://doi.org/10.3390/pharmaceutics12010071>
143. Manukyan, L., Mantas, A., Razumikhin, M., Katalevsky, A., Golubev, E., & Mihranyan, A. (2020). Two-Step Size-Exclusion Nanofiltration of Prothrombin Complex Concentrate Using Nanocellulose-Based Filter Paper. *BIOMEDICINES*, 8(4). <https://doi.org/10.3390/biomedicines8040069>
144. Manukyan, L., Marinaki, M.-E., & Mihranyan, A. (2020). Would 20 nm Filtered Fetal Bovine Serum-Supplemented Media Support Growth of CHO and HEK-293 Cells? *ACS Applied Bio Materials*, 3(12), 8344–8351. <https://doi.org/10.1021/acsaem.0c01372>
145. Marattukalam, J. J., Karlsson, D., Pacheco, V., Beran, P., Wiklund, U., Jansson, U., ... Sahlberg, M. (2020). The effect of laser scanning strategies on texture, mechanical properties, and site-specific grain orientation in selective laser melted 316L SS. *Materials & Design*, 193. Published. <https://doi.org/10.1016/j.matdes.2020.108852>

146. Marattukalam, J. J., Pacheco, V., Karlsson, D., Riekehr, L., Lindwall, J., Forsberg, F., ... Hjärvarsson, B. (2020). Development of process parameters for selective laser melting of a Zr-based bulk metallic glass. *Additive Manufacturing*, 33. Published. <https://doi.org/10.1016/j.addma.2020.101124>
147. Marquez, J. A., Sun, J.-P., Stange, H., Ali, H., Choubrac, L., Schaefer, S., ... Mainz, R. (2020). High-temperature decomposition of $\text{Cu}_2\text{BaSn}_5\text{S}_4$ with Sn loss reveals newly identified compound $\text{Cu}_2\text{Ba}_3\text{Sn}_2\text{S}_8$. *Journal of Materials Chemistry A*, 8(22), 11346–11353. <https://doi.org/10.1039/d0ta02348e>
148. Materna, K. L., Beiler, A. M., Thapper, A., Ott, S., Tian, H., & Hammarström, L. (2020). Understanding the Performance of NiO Photocathodes with Alkyl-Derivatized Cobalt Catalysts and a Push-Pull Dye. *ACS Applied Materials and Interfaces*, 12(28), 31372–31381. <https://doi.org/10.1021/acsami.0c05228>
149. Materna, K. L., Lalaoui, N., Laureanti, J. A., Walsh, A. P., Pettersson-Rimgard, B., Lomoth, R., ... Hammarström, L. (2020). Using Surface Amide Couplings to Assemble Photocathodes for Solar Fuel Production Applications. *ACS Applied Materials and Interfaces*, 12(4), 4501–4509. <https://doi.org/10.1021/acsami.9b19003>
150. McCarthy, B. D., Beiler, A. M., Johnson, B. A., Liseev, T., Castner, A. T., & Ott, S. (2020). [Review of Analysis of electrocatalytic metal-organic frameworks]. *Coordination chemistry reviews*, 406. Published. <https://doi.org/10.1016/j.ccr.2019.213137>
151. Menon, A. S., Ojwang, D. O., Willhammar, T., Peterson, V. K., Edström, K., Gómez, C. P., & Brant, W. (2020). Influence of Synthesis Routes on the Crystallography, Morphology, and Electrochemistry of Li_2MnO_3 . *ACS Applied Materials and Interfaces*, 12(5), 5939–5950. <https://doi.org/10.1021/acsami.9b20754>
152. Michaels, H., Rinderle, M., Freitag, R., Benesperi, I., Edvinsson, T., Socher, R., ... Freitag, M. (2020). Dye-sensitized solar cells under ambient light powering machine learning : towards autonomous smart sensors for the internet of things. *Chemical Science*, 11(11), 2895–2906. <https://doi.org/10.1039/c9sc06145b>
153. Mikado, H., Heinrichs, J., Wiklund, U., & Jacobson, S. (2020). Wear of Uncoated and PVD Coated Cemented Carbide Tools for Processing of Copper Based Materials Part I : Lab test verification in dry and lubricated sliding. *Wear*, 462–463. Published. <https://doi.org/10.1016/j.wear.2020.203487>
154. Mogensen, R., Colbin, S., Menon, A. S., Björklund, E., & Younesi, R. (2020). Sodium bis(oxalato)borate (NaBOB) in trimethyl phosphate : a fire-extinguishing, fluorine-free, and low-cost electrolyte for fullcell sodium-ion batteries. *ACS Applied Energy Materials*, 3(5), 4974–4982. <https://doi.org/10.1021/acsaem.0c00522>
155. Molavitabrzi, D., & Mousavi, S. M. (2020). Elasticity of Anisotropic Low-Density Lattice Materials. *Journal of Engineering Materials and Technology*, 143(2). <https://doi.org/10.1115/1.4048931>
156. Mozhzhukhina, N., Flores, E., Lundström, R., Nyström, V., Kitz, P. G., Edström, K., & Berg, E. J. (2020). Direct Operando Observation of Double Layer Charging and Early Solid Electrolyte Interphase Formation in Li-Ion Battery Electrolytes. *Journal of Physical Chemistry Letters*, 11(10), 4119–4123. <https://doi.org/10.1021/acs.jpcclett.0c01089>
157. Munro, S., Åhlén, M., Cheung, O., & Sanna, A. (2020). Tuning Na_2ZrO_3 for fast and stable CO_2 adsorption by solid state synthesis. *Chemical Engineering Journal*, 388. Published. <https://doi.org/10.1016/j.cej.2020.124284>
158. Muscas, G., Menniti, M., Brucas, R., & Jönsson, P. (2020). Mesoscale magnetic rings : Complex magnetization reversal uncovered by FORC. *Journal of Magnetism and Magnetic Materials*, 502. Published. <https://doi.org/10.1016/j.jmmm.2020.166559>

159. Nair, A. K., Rani, S., Kamalakar, M. V., & Ray, S. J. (2020). Bi-stimuli assisted engineering and control of magnetic phase in monolayer CrOCl. *Physical Chemistry, Chemical Physics - PCCP*, 22(22), 12806–12813. <https://doi.org/10.1039/d0cp01204a>
160. Naylor, A. J. (2020a). Single source precursor route to iron sulfide nanomaterials for energy storage. *Chemical Physics Letters*, 739. Published. <https://doi.org/10.1016/j.cplett.2019.136993>
161. Naylor, A. J. (2020b). Surface engineering strategy using urea to improve the rate performance of Na₂Ti₃O₇ in Na-ion batteries. *Chemistry - A European Journal*. Published. <https://doi.org/10.1002/chem.202003129>
162. Naylor, A. J., Källquist, I., Peralta, D., Martin, J.-F., Boulineau, A., Colin, J.-F., ... Brandell, D. (2020). Stabilization of Li-Rich Disordered Rocksalt Oxyfluoride Cathodes by Particle Surface Modification. *ACS Applied Energy Materials*, 3(6), 5937–5948. <https://doi.org/10.1021/acsaem.0c00839>
163. Nguyen, T. Q. H., Nguyen, T. K. T., Cao, T. N., Nguyen, H., & Bach, L. G. (2020). Numerical study of a broadband metamaterial absorber using a single split circle ring and lumped resistors for X-band applications. *AIP Advances*, 10(3). <https://doi.org/10.1063/1.5143915>
164. Nilsson Åhman, H., Thorsson, L., Rohimsyah, F., Mellin, P., Lindwall, G., & Persson, C. (2020). Computational and experimental microstructural characterization of a magnesium WE43 Alloy processed on a commercially available PBF-LB machine. Presented at the EuroPM 2020, 5-7 October, online. Retrieved from <http://urn.kb.se/resolve?urn=urn:nbn:se:uu:diva-431592>
165. Nilsson, V., Kotronia, A., Lacey, M., Edström, K., & Johansson, P. (2020). Highly Concentrated LiTFSI-EC Electrolytes for Lithium Metal Batteries. *ACS Applied Energy Materials*, 3(1), 200–207. <https://doi.org/10.1021/acsaem.9b01203>
166. Ojwang, D. O., Häggström, L., Ericsson, T., Ångstrom, J., & Brant, W. (2020). Influence of sodium content on the thermal behavior of low vacancy Prussian white cathode material. *Dalton Transactions*, 49(11), 3570–3579. <https://doi.org/10.1039/d0dt00014k>
167. Oka, K., Löfgren, R., Emanuelsson, R., Nishide, H., Oyaizu, K., Strømme, M., & Sjödin, M. (2020a). Conducting Redox Polymer as Organic Anode Material for Polymer-Manganese Secondary Batteries. *ChemElectroChem*, 7(15), 3336–3340. <https://doi.org/10.1002/celc.202000711>
168. Oka, K., Strietzel, C., Emanuelsson, R., Nishide, H., Oyaizu, K., Strømme, M., & Sjödin, M. (2020). Conducting Redox Polymer as a Robust Organic Electrode-Active Material in Acidic Aqueous Electrolyte towards Polymer-Air Secondary Batteries. *ChemSusChem*, 13(9), 2280–2285. <https://doi.org/10.1002/cssc.202000627>
169. Oladipo, H., Garlisi, C., Sá, J., Lewin, E., Al-Ali, K., & Palmisano, G. (2020). Unveiling the role of bisulfide in the photocatalytic splitting of H₂S in aqueous solutions. *Applied Catalysis B*, 270. Published. <https://doi.org/10.1016/j.apcatb.2020.118886>
170. Olander, P., & Heinrichs, J. (2020). On wear of WC-Co cutting inserts in turning of Ti6Al4V – a study of wear surfaces. *Tribology - Materials, Surfaces & Interfaces*. Published. <https://doi.org/10.1080/17515831.2020.1830251>
171. Oliveira, J., Ferreira, F., Serra, R., Kubart, T., Vitelaru, C., & Cavaleiro, A. (2020). Correlation between Substrate Ion Fluxes and the Properties of Diamond-Like Carbon Films Deposited by Deep Oscillation Magnetron Sputtering in Ar and Ar plus Ne Plasmas. *Coatings*, 10(10). <https://doi.org/10.3390/coatings10100914>
172. Omar, O., Engstrand, T., Kihlström Burenstam Linder, L., Åberg, J., Shah, F. A., Palmquist, A., ... Thomsen, P. (2020). In situ bone regeneration of large cranial defects using synthetic ceramic

- implants with a tailored composition and design. *Proceedings of the National Academy of Sciences of the United States of America*, 117(43), 26660–26671. <https://doi.org/10.1073/pnas.2007635117>
173. Oropesa Nunez, R., Zardán Gómez de la Torre, T., Stopfel, H., Svedlindh, P., Strömberg, M., & Gunnarsson, K. (2020). Insights into the Formation of DNA–Magnetic Nanoparticle Hybrid Structures : Correlations between Morphological Characterization and Output from Magnetic Biosensor Measurement. *ACS Sensors*, 5(11), 3510–3519. <https://doi.org/10.1021/acssensors.0c01623>
 174. Pacheco, V., Karlsson, D., Marattukalam, J. J., Stolpe, M., Hjörvarsson, B., Jansson, U., & Sahlberg, M. (2020). Thermal stability and crystallization of a Zr-based metallic glass produced by suction casting and selective laser melting. *Journal of Alloys and Compounds*, 825. Published. <https://doi.org/10.1016/j.jallcom.2020.153995>
 175. Palomar, Q., Xu, X., Gondran, C., Holzinger, M., Cosnier, S., & Zhang, Z. (2020). Voltammetric sensing of recombinant viral dengue virus 2 NS1 based on Au nanoparticle–decorated multiwalled carbon nanotube composites. *Microchimica Acta*, 187(6). <https://doi.org/10.1007/s00604-020-04339-y>
 176. Palomar, Q., Xu, X., Selegård, R., Aili, D., & Zhang, Z. (2020). Peptide Decorated Gold Nanoparticle/Carbon Nanotube Electrochemical Sensor for Ultrasensitive Detection of Matrix Metalloproteinase-7. *Sensors and Actuators. B, Chemical*, 325. Published. <https://doi.org/10.1016/j.snb.2020.128789>
 177. Panda, J., Maddu, R., Karis, O., Sarkar, T., & Kamalakar, M. V. (2020). Ultimate Spin Currents in Commercial Chemical Vapor Deposited Graphene. *ACS Nano*, 14(10), 12771–12780. <https://doi.org/10.1021/acsnano.0c03376>
 178. Perez, M. D., Jeong, S. H., Raman, S., Nowinski, D., Wu, Z., Redzwan, S., ... Augustine, R. (2020). Head-compliant microstrip split ring resonator for non-invasive healing monitoring after craniosynostosis-based surgery. *HEALTHCARE TECHNOLOGY LETTERS*, 7(1), 29–34. <https://doi.org/10.1049/htl.2018.5083>
 179. Persson, A., & Berglund, M. (2020). Microplasma emission spectroscopy of carbon dioxide using the carbon monoxide Ångström system. *Journal of Applied Physics*, 127. Published. <https://doi.org/10.1063/1.5134947>
 180. Pham, N. H., Vallin, Ö., Panda, J., Kamalakar, M. V., Guo, J., Luo, J., ... Zhang, Z.-B. (2020). High thermoelectric power factor of p-type amorphous silicon thin films dispersed with ultrafine silicon nanocrystals. *Journal of Applied Physics*, 127(24). <https://doi.org/10.1063/5.0004318>
 181. Phuyal, D., Mukherjee, S., Panda, S. K., Jana, S., Segre, C. U., Simonelli, L., ... Karis, O. (2020). Origin of itinerant carriers in antiferromagnetic LaFe_{1-x}MoxO₃ studied by x-ray spectroscopies. *Physical Review Materials*, 4(3). <https://doi.org/10.1103/PhysRevMaterials.4.034405>
 182. Pogoryelov, Y., Pereiro, M., Jana, S., Kumar, A., Akansel, S., Ranjbar, M., ... Arena, D. A. (2020). Nonreciprocal spin pumping damping in asymmetric magnetic trilayers. *Physical Review B*, 101(5). <https://doi.org/10.1103/PhysRevB.101.054401>
 183. Pohlit, H., Bohlin, J., Hilborn, J., & Tenje, M. (2020). Free-hanging hydrogel structures as more in vivo-like barrier model. Presented at the EurOoCS 2020, International conference on organs-on-chip, Uppsala online, Sweden, July 8-9, 2020. Retrieved from <http://urn.kb.se/resolve?urn=urn:nbn:se:uu:diva-431307>

184. Pohlitz, M., Muscas, G., Chioar, I.-A., Stopfel, H., Ciuciulkaite, A., Östman, E., ... Kapaklis, V. (2020). Collective magnetic dynamics in artificial spin ice probed by ac susceptibility. *Physical Review B*, 101(13). <https://doi.org/10.1103/PhysRevB.101.134404>
185. Porras Hernandez, A. M., Pohlitz, H., Sjögren, F., Shi, L., Ossipov, D., Antfolk, M., & Tenje, M. (2020). A simplified approach to control cell adherence on biologically derived in vitro cell culture scaffolds by direct UV-mediated RGD linkage. *Journal of Materials Science. Materials in Medicine*, 31(10). <https://doi.org/10.1007/s10856-020-06446-x>
186. Prusakova, L., Hubik, P., Aijaz, A., Nyberg, T., & Kubart, T. (2020). Room Temperature Reactive Deposition of InGaZnO and ZnSnO Amorphous Oxide Semiconductors for Flexible Electronics. *Coatings*, 10(1). <https://doi.org/10.3390/coatings10010002>
187. Rahman, M. Z. (2020). X-ray diffraction and Raman spectroscopy for leadhalide perovskite. In *Characterization Techniques for Perovskite Solar Cell Materials* (pp. 23–47). Retrieved from <http://urn.kb.se/resolve?urn=urn:nbn:se:uu:diva-429667>
188. Rahman, M. Z., & Edvinsson, T. (2020). Rational design and resolution of the mystery of the structure of Cyclo[18]carbon. *Journal of Materials Chemistry A*, 8(17), 8234–8237. <https://doi.org/10.1039/c9ta13193k>
189. Rahman, M. Z., Boschloo, G., Hagfeldt, A., & Edvinsson, T. (2020). On the Mechanistic Understanding of Photovoltage Loss in Iron Pyrite Solar Cells. *Advanced Materials*, 32(26). <https://doi.org/10.1002/adma.201905653>
190. Rahman, M. Z., Edvinsson, T., & Kwong, P. (2020). Biochar for electrochemical applications. *Current Opinion in Green and Sustainable Chemistry*, 23, 25–30. <https://doi.org/10.1016/j.cogsc.2020.04.007>
191. Rahman, M. Z., Kibria, M. G., & Mullins, C. B. (2020). [Review of Metal-free photocatalysts for hydrogen evolution]. *Chemical Society Reviews*, 49(6), 1887–1931. <https://doi.org/10.1039/c9cs00313d>
192. Rahman, M. Z., Thyr, J., & Edvinsson, T. (2020). Surface polarity, water adhesion and wettability behaviors of iron pyrite. *Materials Today*, 33, 2465–2469. <https://doi.org/10.1016/j.matpr.2020.01.337>
193. Rahman, M., Tian, H., & Edvinsson, T. (2020). [Review of Revisiting the Limiting Factors for Overall Water-Splitting on Organic Photocatalysts]. *Angewandte Chemie International Edition*, 59(38), 16278–16293. <https://doi.org/10.1002/anie.202002561>
194. Raju, K., Han, H., Velusamy, D. B., Jiang, Q., Yang, H., Nkosi, F. P., ... Ozoemena, K. I. (2020). Rational Design of 2D Manganese Phosphate Hydrate Nanosheets as Pseudocapacitive Electrodes. *ACS Energy Letters*, 5(1), 23–30. <https://doi.org/10.1021/acseenergylett.9b02299>
195. Rangaiah, P. K. B., Ebrahimzadeh, J., Velandar, J., Karlsson, R., Mandal, B., Perez, M. D., & Augustine, R. (2020). Design of constant width branch line directional coupler for the microwave sensing application. 14th European Conference on Antennas and Propagation (EuCAP). Presented at the 14th European Conference on Antennas and Propagation (EuCAP), MAR 15-20, 2020, Copenhagen, DENMARK. <https://doi.org/10.23919/EuCAP48036.2020.9135614>
196. Rani, P., Muscas, G., Stopfel, H., Andersson, G., & Jönsson, P. (2020). Rigid Exchange Coupling in Rare-Earth-Lean Amorphous Hard/Soft Nanocomposites. *Advanced Electronic Materials*, 6(11). <https://doi.org/10.1002/aelm.202000573>
197. Rani, S., Nair, A. K., Kamalakar, M. V., & Ray, S. J. (2020). Spin-selective response tunability in two-dimensional nanomagnet. *Journal of Physics*, 32(41). <https://doi.org/10.1088/1361-648X/ab8bf4>

198. Rebrova, N. V., Grippa, A. Y., Boiaryntseva, I. A., Berastegui, P., Gorbacheva, T. E., Pedash, V. Y., ... Cherginets, V. L. (2020). Crystal growth and characterization of Eu²⁺ doped Cs_{1-x}Rb_xCaBr₃. *Journal of Alloys and Compounds*, 816. Published. <https://doi.org/10.1016/j.jallcom.2019.152594>
199. Rosenwinkel, M. P., Andersson, R., Mindemark, J., & Schönhoff, M. (2020). Coordination Effects in Polymer Electrolytes : Fast Li⁺ Transport by Weak Ion Binding. *The Journal of Physical Chemistry C*, 124(43), 23588–23596. <https://doi.org/10.1021/acs.jpcc.0c08369>
200. Sahu, S. S., Stiller, C., Cavallaro, S., Karlström, A. E., Linnros, J., & Dev, A. (2020). Influence of molecular size and zeta potential in electrokinetic biosensing. *Biosensors & Bioelectronics*, 152. Published. <https://doi.org/10.1016/j.bios.2020.112005>
201. Saini, A., Borchers, J., George, S., Maranville, B., Krycka, K., Dura, J., ... Wolff, M. (2020). Layering of magnetic nanoparticles at amorphous magnetic templates with perpendicular anisotropy. *Soft Matter*, 16(33), 7676–7684. <https://doi.org/10.1039/d0sm01088j>
202. Sanchez, E. H., Vasilakaki, M., Lee, S. S., Normile, P. S., Muscas, G., Murgia, M., ... De Toro, J. A. (2020). Simultaneous Individual and Dipolar Collective Properties in Binary Assemblies of Magnetic Nanoparticles. *Chemistry of Materials*, 32(3), 969–981. <https://doi.org/10.1021/acs.chemmater.9b03268>
203. Sassa, Y., Johansson, F., Lindblad, A., Yazdi, M. G., Simonov, K., Weissenrieder, J., ... Le Lay, G. (2020). Kagome-like silicene : A novel exotic form of two-dimensional epitaxial silicon. *Applied Surface Science*, 530. Published. <https://doi.org/10.1016/j.apsusc.2020.147195>
204. Sayed, F., Kotnana, G., Barucca, G., Muscas, G., Peddis, D., Mathieu, R., & Sarkar, T. (2020). LaFeO₃-CoFe₂O₄ bi-magnetic composite thin films prepared using an all-in-one synthesis technique. *Journal of Magnetism and Magnetic Materials*, 503. Published. <https://doi.org/10.1016/j.jmmm.2020.166622>
205. Sayed, F., Kotnana, G., Muscas, G., Locardi, F., Comite, A., Varvaro, G., ... Sarkar, T. (2020). Symbiotic, low-temperature, and scalable synthesis of bi-magnetic complex oxide nanocomposites. *NANOSCALE ADVANCES*, 2(2), 851–859. <https://doi.org/10.1039/c9na00619b>
206. Serrano, I. G., Panda, J., Edvinsson, T., & Kamalakar, M. V. (2020). Flexible transparent graphene laminates via direct lamination of graphene onto polyethylene naphthalate substrates. *NANOSCALE ADVANCES*, 2(8), 3156–3163. <https://doi.org/10.1039/d0na00046a>
207. Shaw, T., Mandal, B., Mitra, D., & Augustine, R. (2020). Wireless Power Transfer System Design in Reactive Near-Field for Implantable Devices. 2020 14th European Conference on Antennas and Propagation (EuCAP). Presented at the 14th European Conference on Antennas and Propagation (EuCAP), MAR 15-20, 2020, Copenhagen, DENMARK. <https://doi.org/10.23919/EuCAP48036.2020.9135790>
208. Shu, R., Paschalidou, E.-M., Rao, S. G., Bakhit, B., Boyd, R., Moro, M. V., ... Eklund, P. (2020). Effect of nitrogen content on microstructure and corrosion resistance of sputter-deposited multicomponent (TiNbZrTa)_{N-x} films. *Surface & Coatings Technology*, 404. Published. <https://doi.org/10.1016/j.surfcoat.2020.126485>
209. Shu, R., Paschalidou, E.-M., Rao, S. G., Lu, J., Greczynski, G., Lewin, E., ... Eklund, P. (2020). Microstructure and mechanical, electrical, and electrochemical properties of sputter-deposited multicomponent (TiNbZrTa)_{N-x} coatings. *Surface & Coatings Technology*, 389. Published. <https://doi.org/10.1016/j.surfcoat.2020.125651>
210. Sjödin, M., Emanuelsson, R., Strietzel, C., Wang, H., Sterby, M., & Strömme, M. (2020). Designing Quinone-based Conducting Redox Polymers specifically for Aqueous Proton Batteries and for

Lithium Ion Battery Cathodes. Presented at the 71st Annual Meeting of the International Society of Electrochemistry. Retrieved from <http://urn.kb.se/resolve?urn=urn:nbn:se:uu:diva-428601>

211. Skini, R., Ghorai, S., Ström, P., Ivanov, S., Primetzhofer, D., & Svedlindh, P. (2020). Large room temperature relative cooling power in $\text{La}_{0.5}\text{Pr}_{0.2}\text{Ca}_{0.1}\text{Sr}_{0.2}\text{MnO}_3$. *Journal of Alloys and Compounds*, 827. Published. <https://doi.org/10.1016/j.jallcom.2020.154292>
212. Skjöldebrand, C., Hulsart Billström, G., Engqvist, H., & Persson, C. (2020). Si-Fe-C-N Coatings for Biomedical Applications : A Combinatorial Approach. *Materials*, 13(9). <https://doi.org/10.3390/ma13092074>
213. Skripnyak, N. V., Tasnadi, F., Simak, S. I., Ponomareva, A. V., Löfstrand, J., Berastegui, P., ... Abrikosov, I. A. (2020). Achieving low elastic moduli of bcc Ti-V alloys in vicinity of mechanical instability. *AIP Advances*, 10(10). <https://doi.org/10.1063/5.0023347>
214. Sladkova-Faure, M., Pujari-Palmer, M., Öhman, C., López, A., Wang, H., Jr., Engqvist, H., & de Peppo, G. M. (2020). A biomimetic engineered bone platform for advanced testing of prosthetic implants. *Scientific Reports*, 10(1). <https://doi.org/10.1038/s41598-020-78416-w>
215. Sloboda, T., Svanström, S., Johansson, F., Andruszkiewicz, A., Zhang, X., Giangrisostomi, E., ... Cappel, U. B. (2020). A method for studying pico to microsecond time-resolved core-level spectroscopy used to investigate electron dynamics in quantum dots. *Scientific Reports*, 10. Published. <https://doi.org/10.1038/s41598-020-79792-z>
216. Smulko, J., Chludzinski, T., Cindemir, U., Granqvist, C. G., & Wen, H. (2020). UV Light-Modulated Fluctuation-Enhanced Gas Sensing by Layers of Graphene Flakes/TiO₂ Nanoparticles. *Journal of Sensors*, 2020. Published. <https://doi.org/10.1155/2020/5890402>
217. Sobetkii, A., Olaru, M. T., Cindemir, U., Österlund, L., Stanoiu, A., Simion, C. E., ... Irimescu, R. E. (2020). Deposition And Characterization Of Thin Films Based On Nanostructured WO_3 As Sensorial Elements For Detection Of H_2S . *REVISTA ROMANA DE MATERIALE-ROMANIAN JOURNAL OF MATERIALS*, 50(3), 387–394. Retrieved from <http://urn.kb.se/resolve?urn=urn:nbn:se:uu:diva-423236>
218. Sopiha, K., Larsen, J. K., Donzel-Gargand, O., Khavari, F., Keller, J., Edoff, M., ... Scragg, J. J. (2020). Thermodynamic stability, phase separation and Ag grading in $(\text{Ag,Cu})(\text{In,Ga})\text{Se}_2$ solar absorbers. *Journal of Materials Chemistry A*, 8(17), 8740–8751. <https://doi.org/10.1039/d0ta00363h>
219. Sorar, I., Bayrak Pehlivan, I., Bohlin, J., Granqvist, C. G., & Niklasson, G. (2020). Potentiostatic rejuvenation of electrochromic WO_3 thin films : Exploring the effect of polyethylene oxide in LiClO_4 -Propylene carbonate electrolytes. *Solar Energy Materials and Solar Cells*, 218. Published. <https://doi.org/10.1016/j.solmat.2020.110767>
220. Sorar, I., Bayrak Pehlivan, I., Granqvist, C. G., & Niklasson, G. (2020). Electrochromism of W-In oxide thin films : Implications for cycling durability. *Thin Solid Films*, 697. Published. <https://doi.org/10.1016/j.tsf.2020.137830>
221. Sorar, I., Granqvist, C. G., & Niklasson, G. (2020). Cycling Durability of Electrochromic W-Ti Oxide Thin Films : Optical Transmittance Data Signal Dual Degradation Modes. *Journal of the Electrochemical Society*, 167(2). <https://doi.org/10.1149/1945-7111/ab6dd6>
222. Sorar, I., Welearegay, T. G., Primetzhofer, D., Österlund, L., Granqvist, C. G., & Niklasson, G. A. (2020). Electrochromism in Ni Oxide Thin Films Made by Advanced Gas Deposition and Sputtering : A Comparative Study Demonstrating the Significance of Surface Effects. *Journal of the Electrochemical Society*, 167(11). <https://doi.org/10.1149/1945-7111/aba5d9>

223. Strietzel, C., Sterby, M., Huang, H., Strømme, M., Emanuelsson, R., & Sjödin, M. (2020). An Aqueous Conducting Redox-Polymer-Based Proton Battery that Can Withstand Rapid Constant-Voltage Charging and Sub-Zero Temperatures. *Angewandte Chemie International Edition*, 59(24), 9631–9638. <https://doi.org/10.1002/anie.202001191>
224. Sun, R., Tai, C.-W., Strømme, M., & Cheung, O. (2020). The Effects of Additives on the Porosity and Stability of Amorphous Calcium Carbonate. *Microporous and Mesoporous Materials*, 292. Published. <https://doi.org/10.1016/j.micromeso.2019.109736>
225. Sun, R., Åhlén, M., Tai, C.-W., Bajnóczi, E. G., de Kleijne, F., Ferraz, N., ... Cheung, O. (2020). Highly Porous Amorphous Calcium Phosphate for Drug Delivery and Bio-Medical Applications. *Nanomaterials*, 10(1). <https://doi.org/10.3390/nano10010020>
226. Svanström, S., Jacobsson, J., Boschloo, G., Johansson, E., Rensmo, H., & Cappel, U. B. (2020). Degradation Mechanism of Silver Metal Deposited on Lead Halide Perovskites. *ACS Applied Materials and Interfaces*, 12(6), 7212–7221. <https://doi.org/10.1021/acsami.9b20315>
227. Tanaka, E., Michaels, H., Freitag, M., & Robertson, N. (2020). Synergy of co-sensitizers in a copper bipyridyl redox system for efficient and cost-effective dye-sensitized solar cells in solar and ambient light. *Journal of Materials Chemistry A*, 8(3), 1279–1287. <https://doi.org/10.1039/c9ta10779g>
228. Tavares da Costa, M. V., Bolinsson, J., Fayet, P., & Gamstedt, E. K. (2020). Transverse ridge cracking in tensile fragmentation tests of thin brittle coatings on polymer substrates. *Surface & Coatings Technology*, 382. Published. <https://doi.org/10.1016/j.surfcoat.2019.125025>
229. Teixeira, J. P., Vieira, R. B. L., Falcao, B. P., Edoff, M., Salome, P. M. P., & Leitao, J. P. (2020). Recombination Channels in Cu(In,Ga)Se₂ Thin Films : Impact of the Ga-Profile. *The Journal of Physical Chemistry C*, 124(23), 12295–12304. <https://doi.org/10.1021/acs.jpcc.0c02622>
230. Tenje, M., Cantoni, F., Porras, A. M., Searle, S. S., Johansson, S., Barbe, L., ... Pohlitz, H. (2020). [Review of A practical guide to microfabrication and patterning of hydrogels for biomimetic cell culture scaffolds]. *Organs-on-a-Chip*, 2. Published. <https://doi.org/10.1016/j.ooc.2020.100003>
231. Thai, N. X., Duy, N. V., Hung, C. M., Nguyen, H., Hung, T. M., Hieu, N. V., & Hoa, N. D. (2020). Realization of a portable H₂S sensing instrument based on SnO₂ nanowires. *Journal of Science: Advanced Materials and Devices*, 5(1), 40–47. <https://doi.org/10.1016/j.jsamd.2020.01.003>
232. Thai, N. X., Duy, N. V., Hung, C. M., Nguyen, H., Tonezzer, M., Hieu, N. V., & Hoa, N. D. (2020). Prototype edge-grown nanowire sensor array for the real-time monitoring and classification of multiple gases. *JOURNAL OF SCIENCE-ADVANCED MATERIALS AND DEVICES*, 5(3), 409–416. <https://doi.org/10.1016/j.jsamd.2020.05.005>
233. Thai, N. X., Tonezzer, M., Masera, L., Nguyen, H., Duy, N. V., & Hoa, N. D. (2020). Multi gas sensors using one nanomaterial, temperature gradient, and machine learning algorithms for discrimination of gases and their concentration. *Analytica Chimica Acta*, 1124, 85–93. <https://doi.org/10.1016/j.aca.2020.05.015>
234. Tran, T. T., Jablonka, L., Lavoie, C., Zhang, Z., & Primetzhofer, D. (2020). In-situ characterization of ultrathin nickel silicides using 3D medium-energy ion scattering. *Scientific Reports*, 10(1). <https://doi.org/10.1038/s41598-020-66464-1>
235. van Dijk, N. P., Espadas-Escalante, J. J., & Isaksson, P. (2020). Strain energy density decompositions in phase-field fracture theories for orthotropy and anisotropy. *International Journal of Solids and Structures*, 196–197, 140–153. <https://doi.org/10.1016/j.ijsolstr.2020.04.022>

236. Wang, H., Emanuelsson, R., Banerjee, A., Ahuja, R., Strømme, M., & Sjödin, M. (2020). Effect of Cycling Ion and Solvent on the Redox Chemistry of Substituted Quinones and Solvent-Induced Breakdown of the Correlation between Redox Potential and Electron-Withdrawing Power of Substituents. *The Journal of Physical Chemistry C*, 124(25), 13609–13617. <https://doi.org/10.1021/acs.jpcc.0c03632>
237. Wang, J., Nilsson, A. M., Barrios, D., Vargas, W. E., Wäckelgård, E., & Niklasson, G. A. (2020). Light scattering materials for energy-related applications : Determination of absorption and scattering coefficients. *Materials Today*, 33(Part 6), 2474–2480. <https://doi.org/10.1016/j.matpr.2020.01.339>
238. Wang, J., Xu, C., Xiong, H., Han, Y., Nilsson, A., Strömberg, M., ... Niklasson, G. (2020). Extraction of Backscattering and Absorption Coefficients of Magnetite Nanosphere Composites from Light-Scattering Measurements : Implications for Optomagnetic Sensing. *ACS Applied Nano Materials*, 3, 11172–11183. <https://doi.org/10.1021/acsnm.0c02309>
239. Wang, Y., Zhang, M., Liu, J., Zhang, H., Li, F., Tseng, C.-W., ... Yan, H. (2020). Domain Wall Free Polar Structure Enhanced Photodegradation Activity in Nanoscale Ferroelectric BaSr_{1-x}TiO₃. *Advanced Energy Materials*. Published. Retrieved from <http://urn.kb.se/resolve?urn=urn:nbn:se:uu:diva-417111>
240. Wang, Z.-K., Sheng, M.-M., Qin, S.-S., Shi, H.-T., Strømme, M., Zhang, Q.-F., & Xu, C. (2020). Assembly of Discrete Chalcogenolate Clusters into a One-Dimensional Coordination Polymer with Enhanced Photocatalytic Activity and Stability. *Inorganic Chemistry*, 59(4), 2121–2126. <https://doi.org/10.1021/acs.inorgchem.9b03578>
241. Warnatz, T., Skovdal, B. E., Magnus, F., Stopfel, H., Primetzhofer, D., Stein, A., ... Hjörvarsson, B. (2020). The influence of diameter on the magnetic saturation in Fe₈₄Cu₁₆/MgO [001] multilayered islands. *Journal of Magnetism and Magnetic Materials*, 496. Published. <https://doi.org/10.1016/j.jmmm.2019.165864>
242. Wei, W., Ihrfors, C., Björefors, F., & Nyholm, L. (2020). Capacity Limiting Effects for Freestanding, Monolithic TiO₂ Nanotube Electrodes with High Mass Loadings. *ACS Applied Energy Materials*, 3(5), 4638–4649. <https://doi.org/10.1021/acsaem.0c00298>
243. Velasco, M. H., & Mattsson, A. (2020). Light Shock Stress after Outdoor Sunlight Exposure in Seedlings of *Picea abies* (L.) Karst. and *Pinus sylvestris* L. Pre-Cultivated under LEDs : Possible Mitigation Treatments and Their Energy Consumption. *Forests*, 11(3). <https://doi.org/10.3390/f11030354>
244. Whelan, P. R., Shen, Q., Zhou, B., Serrano, I. G., Kamalakar, M. V., Mackenzie, D. M. A., ... Caridad, J. M. (2020). Fermi velocity renormalization in graphene probed by terahertz time-domain spectroscopy. *2D MATERIALS*, 7(3). <https://doi.org/10.1088/2053-1583/ab81b0>
245. Vijayan, A., Johansson, M. B., Svanström, S., Cappel, U. B., Rensmo, H., & Boschloo, G. (2020). Simple Method for Efficient Slot-Die Coating of MAPbI₃ Perovskite Thin Films in Ambient Air Conditions. *ACS Applied Energy Materials*, 3(5), 4331–4337. <https://doi.org/10.1021/acsaem.0c00039>
246. Vitelaru, C., Parau, A. C., Constantin, L. R., Kiss, A. E., Vladescu, A., Sobetkii, A., & Kubart, T. (2020). A Strategy for Alleviating Micro Arcing during HiPIMS Deposition of DLC Coatings. *Materials*, 13(5). <https://doi.org/10.3390/ma13051038>
247. Voigt, T., Rohner, C., Yan, W., Joseph, L., Hylamia, S., Asan, N. B., ... Augustine, R. (2020). Towards Secure Backscatter-based In-Body Sensor Networks. Presented at the ACM SenSys 2020. Retrieved from <http://urn.kb.se/resolve?urn=urn:nbn:se:uu:diva-427315>

248. von Fieandt, K., Riekehr, L., Osinger, B., Fritze, S., & Lewin, E. (2020). Influence of N content on structure and mechanical properties of multi-component Al-Cr-Nb-Y-Zr based thin films by reactive magnetron sputtering. *Surface & Coatings Technology*, 389. Published. <https://doi.org/10.1016/j.surfcoat.2020.125614>
249. von Fieant, K., Paschalidou, E.-M., Srinath, A., Soucek, P., Riekehr, L., Nyholm, L., & Lewin, E. (2020). Multi-component (Al,Cr,Nb,Y,Zr)N thin films by reactive magnetron sputter deposition for increased hardness and corrosion resistance. *Thin Solid Films*, 693. Published. <https://doi.org/10.1016/j.tsf.2019.137685>
250. Voznyi, A., Kosyak, V., Yeromenko, Y., Keller, J., Bērziņa, A., Shamardin, A., ... Opanasyuk, A. (2020). Close-spaced sublimation of SnS absorber layers and SnS/CdS heterojunction solar cells with Mo and Ti back metal contacts. *Thin Solid Films*, 709. Published. <https://doi.org/10.1016/j.tsf.2020.138153>
251. Wrede, S., & Tian, H. (2020). Towards sustainable and efficient p-type metal oxide semiconductor materials in dye-sensitised photocathodes for solar energy conversion. *Physical Chemistry, Chemical Physics - PCCP*, 22(25), 13850–13861. <https://doi.org/10.1039/d0cp01363c>
252. Wu, D., Pujari-Palmer, M., Bojan, A., Palmquist, A., Procter, P., Öhman Mägi, C., ... Persson, C. (2020). The effect of two types of resorbable augmentation materials - a cement and an adhesive - on the screw pullout resistance in human trabecular bone. *Journal of The Mechanical Behavior of Biomedical Materials*, 110. Published. <https://doi.org/10.1016/j.jmbbm.2020.103897>
253. Wu, D., Spanou, A., Diez-Escudero, A., & Persson, C. (2020). 3D-printed PLA/HA composite structures as synthetic trabecular bone : A feasibility study using fused deposition modeling. *Journal of The Mechanical Behavior of Biomedical Materials*, 103. Published. <https://doi.org/10.1016/j.jmbbm.2019.103608>
254. Wu, J., Zhang, H., Huang, C.-H., Tseng, C.-W., Meng, N., Koval, V., ... Yan, H. (2020). Ultrahigh field-induced strain in lead-free ceramics. *Nano Energy*, 76. Published. <https://doi.org/10.1016/j.nanoen.2020.105037>
255. Wu, L., Mantas, A., Gustafsson, S., Manukyan, L., & Mihranyan, A. (2020). Aggregate Removal Nanofiltration of Human Serum Albumin Solution Using Nanocellulose-Based Filter Paper. *Biomedicines*, 8(7). <https://doi.org/10.3390/biomedicines8070209>
256. Wu, X., Li, Y., Chen, L., Zhao, J., Wu, B., & Zhang, Z.-B. (2020). Simultaneous exfoliation and colloidal formation of few-layer semiconducting MoS₂ sheets in water. *Chemical Communications*, 56(13), 2035–2038. <https://doi.org/10.1039/c9cc08800h>
257. Xia, W., & Engqvist, H. (2020). Ceramic dental implant with enhanced bioactivity and antibacterial property. Presented at the 11th World Biomaterials Conference. Retrieved from <http://urn.kb.se/resolve?urn=urn:nbn:se:uu:diva-429572>
258. Xiong, Y., Huang, J., Fu, L., Ren, H., Li, S., Xia, W., & Yan, Y. (2020). Enhancement of osteoblast cells osteogenic differentiation and bone regeneration by hydroxyapatite/phosphoester modified poly(amino acid). *Materials Science & Engineering. C, Biomimetic Materials, Sensors and Systems*, 111. Published. <https://doi.org/10.1016/j.msec.2020.110769>
259. Xu, C., Yu, G., Yuan, J., Strømme, M., & Hedin, N. (2020). [Review of Microporous organic polymers as CO₂ adsorbents : advances and challenges]. *Materials Today Advances*, 6. Published. <https://doi.org/10.1016/j.mtadv.2019.100052>
260. Yang, J., Chen, S., Luo, J., Persson, C., Cölfen, H., Welch, K., & Strømme, M. (2020). Multifunctional Polymer-Free Mineral Plastic Adhesives Formed by Multiple Noncovalent Bonds. *ACS Applied Materials and Interfaces*, 12(6), 7403–7410. <https://doi.org/10.1021/acsami.9b17253>

261. Yang, J., Luo, J., Liu, H., Shi, L., Welch, K., Wang, Z., & Strömme, M. (2020). Electrochemically Active, Compressible, and Conducting Silk Fibroin Hydrogels. *Industrial & Engineering Chemistry Research*, 59(19), 9310–9317. <https://doi.org/10.1021/acs.iecr.0c00407>
262. Yang, L., Zhang, M., Wu, D., Wang, T., Nie, Y., Han, J., & Xia, W. (2020). Microstructures and mechanical properties of Al₂O₃/YAG:Ce³⁺ eutectics with different Ce³⁺ concentrations grown by HDS method. *Journal of Alloys and Compounds*, 816. Published. <https://doi.org/10.1016/j.jallcom.2019.152515>
263. Yang, W., Vansuch, G. E., Liu, Y., Jin, T., Liu, Q., Ge, A., ... Lian, T. (2020). Surface-Ligand ‘Liquid’ to ‘Crystalline’ Phase Transition Modulates the Solar H₂ Production Quantum Efficiency of CdS Nanorod/Mediator/Hydrogenase Assemblies. *ACS Applied Materials and Interfaces*, 12(31), 35614–35625. <https://doi.org/10.1021/acsami.0c07820>
264. Yao, Y., Wen, C., Pham, N. H., & Zhang, S.-L. (2020). On Induced Surface Charge in Solid-State Nanopores. *Langmuir*, 36(30), 8874–8882. <https://doi.org/10.1021/acs.langmuir.0c01189>
265. Yuan, L., Michaels, H., Roy, R., Johansson, M. B., Öberg, V. A., Andruszkiewicz, A., ... Johansson, E. (2020). Four-Terminal Tandem Solar Cell with Dye-Sensitized and PbS Colloidal Quantum-Dot-Based Subcells. *ACS Applied Energy Materials*, 3(4), 3157–3161. <https://doi.org/10.1021/acsaem.0c00030>
266. Zeng, S., Li, S., Utterström, J., Wen, C., Selegård, R., Zhang, S.-L., ... Zhang, Z. (2020). Mechanism and kinetics of lipid bilayer formation in solid-state nanopores. *Langmuir*, 36(6), 1446–1453. <https://doi.org/10.1021/acs.langmuir.9b03637>
267. Zeng, S., Wen, C., Zhang, S.-L., & Zhang, Z. (2020a). A nanopore array of individual addressability enabled by integrating microfluidics and a multiplexer. *IEEE Sensors Journal*, 20(3), 1558–1563. <https://doi.org/10.1109/JSEN.2019.2947713>
268. Zeng, S., Wen, C., Zhang, S.-L., & Zhang, Z. (2020b). Individually addressable nanopore array integrated with microfluidics and a multiplexer. *IEEE Sensors Journal*, 20(3), 1558–1563. Retrieved from <http://urn.kb.se/resolve?urn=urn:nbn:se:uu:diva-430395>
269. Zhang, S., Diehl, L., Wrede, S., Lotsch, B. V., & Scheu, C. (2020). Structural Evolution of Ni-Based Co-Catalysts on [Ca₂Nb₃O₁₀](-) Nanosheets during Heating and Their Photocatalytic Properties. *Catalysts*, 10(1). <https://doi.org/10.3390/catal10010013>
270. Zheng, S., Chen, J., Johansson, E., & Zhang, X. (2020). [Review of PbS Colloidal Quantum Dot Inks for Infrared Solar Cells]. 23(11). <https://doi.org/10.1016/j.isci.2020.101753>
271. Zhou, J., Pevero, F., Gatty, H. K., Linnros, J., & Sychugov, I. (2020). Photoluminescence Intensity Enhancement of Single Silicon Quantum Dots on a Metal Membrane with a Spacer. *Physica Status Solidi (a) Applications and Materials Science*, 217(4). <https://doi.org/10.1002/pssa.201900575>
272. Zhou, S., Apostolopoulou-Kalkavoura, V., Tavares da Costa, M. V., Bergström, L., Strömme, M., & Xu, C. (2020). Elastic Aerogels of Cellulose Nanofibers@Metal–Organic Frameworks for Thermal Insulation and Fire Retardancy. *Nano-Micro Letters*, 12(9). <https://doi.org/10.1007/s40820-019-0343-4>
273. Zhou, S., Qiu, Z., Strömme, M., & Wang, Z. (2020). Highly Crystalline PEDOT Nanofiber Templated by Highly Crystalline Nanocellulose. *Advanced Functional Materials*, 30(49), 1–9. Retrieved from <http://urn.kb.se/resolve?urn=urn:nbn:se:uu:diva-427553>
274. Zhu, H., Erbing, A., Wu, H., Man, G., Mukherjee, S., Kamal, C., ... Johansson, E. (2020). Tuning the Bandgap in Silver Bismuth Iodide Materials by Partly Substituting Bismuth with Antimony for Improved Solar Cell Performance. *ACS Applied Energy Materials*, 3(8), 7372–7382. <https://doi.org/10.1021/acsaem.0c00712>

275. Åkerlund, L., Emanuelsson, R., Hernández, G., Strømme, M., & Sjödin, M. (2020). A crosslinked conducting polymer with well-defined proton trap function for reversible proton cycling in aprotic environments. *Journal of Materials Chemistry A*, 8(24), 12114–12123. <https://doi.org/10.1039/D0TA03343J>
276. Öberg, V. A., Johansson, M. B., Zhang, X., & Johansson, E. M. J. (2020). Cubic AgBiS₂ Colloidal Nanocrystals for Solar Cells. *ACS APPLIED NANO MATERIALS*, 3(5), 4014–4024. <https://doi.org/10.1021/acsanm.9b02443>

Myfab Uppsala Doctoral Theses

1. Ali, H. (2020). Towards atomically resolved magnetic measurements in the transmission electron microscope : A study of structure and magnetic moments in thin films (PhD dissertation, Acta Universitatis Upsaliensis). Retrieved from <http://urn.kb.se/resolve?urn=urn:nbn:se:uu:diva-398561>
2. Corrêa Filho, L. N. (2020). Functional properties of silicon nitride based materials for joint applications (PhD dissertation, Acta Universitatis Upsaliensis). Retrieved from <http://urn.kb.se/resolve?urn=urn:nbn:se:uu:diva-406223>
3. Cruz, J. (2020). Microfluidics for High-Pressure Inertial Focusing : Focusing, Separation and Concentration of Micro and Sub-micron Particles (PhD dissertation, Acta Universitatis Upsaliensis). Retrieved from <http://urn.kb.se/resolve?urn=urn:nbn:se:uu:diva-427310>
4. Englund, S. (2020). Alternative back contacts for CZTS thin film solar cells (PhD dissertation, Acta Universitatis Upsaliensis). Retrieved from <http://urn.kb.se/resolve?urn=urn:nbn:se:uu:diva-403583>
5. Fritze, S. (2020). Microstructure and Mechanical Properties of Magnetron Sputtered Refractory Metal Thin Films (PhD dissertation, Acta Universitatis Upsaliensis). Retrieved from <http://urn.kb.se/resolve?urn=urn:nbn:se:uu:diva-405323>
6. George, S. (2020). Amorphous Magnetic Materials : A Versatile Foundation for Tomorrow's Applications (PhD dissertation, Acta Universitatis Upsaliensis). Retrieved from <http://urn.kb.se/resolve?urn=urn:nbn:se:uu:diva-426142>
7. Johansson, F. (2020). Core-hole Clock Spectroscopy Using Hard X-rays : Exciting States in Condensed Matter (PhD dissertation, Acta Universitatis Upsaliensis). Retrieved from <http://urn.kb.se/resolve?urn=urn:nbn:se:uu:diva-407540>
8. Johnson, B. A. (2020). Interrogating Diffusional Mass and Charge Transport in Catalytic Metal-Organic Frameworks (PhD dissertation, Acta Universitatis Upsaliensis). Retrieved from <http://urn.kb.se/resolve?urn=urn:nbn:se:uu:diva-402206>
9. Katea, S. N. (2020). Carbothermal synthesis of nano-structured metal, carbides and nitrides, using solution processed precursors; from precursor to product (PhD dissertation, Acta Universitatis Upsaliensis). Retrieved from <http://urn.kb.se/resolve?urn=urn:nbn:se:uu:diva-420951>
10. Larsson, F. (2020). Window Layer Structures for Chalcopyrite Thin-Film Solar Cells (PhD dissertation, Acta Universitatis Upsaliensis). Retrieved from <http://urn.kb.se/resolve?urn=urn:nbn:se:uu:diva-416751>
11. Mogensen, R. (2020). Realization of Sodium-ion Batteries : From Electrode to Electrolyte Materials (PhD dissertation, Acta Universitatis Upsaliensis). Retrieved from <http://urn.kb.se/resolve?urn=urn:nbn:se:uu:diva-409502>

12. Rojas González, E. A. (2020). Dynamic and quasi-stationary electrochromic response of amorphous tungsten oxide thin films : In situ combined electrochemical and optical measurements during lithium intercalation (PhD dissertation, Acta Universitatis Upsaliensis). Retrieved from <http://urn.kb.se/resolve?urn=urn:nbn:se:uu:diva-423191>
13. Rudisch, K. (2020). Defect Engineering in Kesterite Materials for Thin Film Solar Cells (PhD dissertation, Acta Universitatis Upsaliensis). Retrieved from <http://urn.kb.se/resolve?urn=urn:nbn:se:uu:diva-407820>
14. Tavares da Costa, M. V. (2020). Mechanical characterization and modelling of the fracture behaviour of thin brittle coatings on polymer films (PhD dissertation, Acta Universitatis Upsaliensis). Retrieved from <http://urn.kb.se/resolve?urn=urn:nbn:se:uu:diva-407705>
15. Tian, L. (2020). Exploring Dye-Sensitized Mesoporous NiO Photocathodes : from Mechanism to Applications (PhD dissertation, Acta Universitatis Upsaliensis). Retrieved from <http://urn.kb.se/resolve?urn=urn:nbn:se:uu:diva-402415>
16. Wang, H. (2020). Towards quinone/pEDOT conducting redox polymers as energy storage materials (PhD dissertation, Acta Universitatis Upsaliensis). Retrieved from <http://urn.kb.se/resolve?urn=urn:nbn:se:uu:diva-419470>
17. Zeng, S. (2020). Solid-state nanopores : fabrication and applications (PhD dissertation, Acta Universitatis Upsaliensis). Retrieved from <http://urn.kb.se/resolve?urn=urn:nbn:se:uu:diva-399726>